

Exploring Middle School Students' Challenges in Mathematical Literacy: A Study on AKM Problem-Solving

by Pustaka UIR

Submission date: 12-Dec-2024 11:02AM (UTC+0700)

Submission ID: 2549808296

File name: Exploring_Middle_School_Students_Challenges_in_Mathematical.pdf (969.59K)

Word count: 7600

Character count: 45015

Exploring Middle School Students' Challenges in Mathematical Literacy: A Study on AKM Problem-Solving

Astri Wahyuni¹, Lukman Hakim Muhaimin², Agus Hendriyanto³, Yuliana Tririnika⁴

¹ Universitas Islam Riau, Pekanbaru, Indonesia; astriwahyuni@edu.uir.ac.id

² Universitas Pendidikan Indonesia, Bandung, Indonesia; muhaiminlukman@upi.edu

³ Universitas Nusa Putra, Sukabumi, Indonesia; agus.hendriyanto@nusaputra.ac.id

⁴ Universitas Sebelas Maret, Surakarta, Indonesia; tririnikayuliana@gmail.com

ARTICLE INFO

Keywords:

AKM Problem;
Mathematical Literacy;
Problem-solving

Article history:

Received 2024-07-23

Revised 2024-08-09

Accepted 2024-09-22

ABSTRACT

Mathematical literacy is the ability to formulate, apply, and interpret everyday problems. The Minimum Competency Assessment (AKM) program in Indonesia is designed to evaluate these essential skills, similar to the PISA framework. Assessing mathematical literacy through the AKM ensures that students meet basic competency standards, helping to improve overall educational quality and better preparing students for global competition. This research reveals the characteristics of students' mathematical literacy when solving AKM problems. The study was conducted at a junior high school in Surakarta, Indonesia. The research stages included giving AKM problems, observing students' problem-solving processes through think-aloud methods, conducting interviews for confirmation, reducing data, coding data, analyzing data, and drawing conclusions. The data used included students' answers, observation sheets, and interview transcripts. When formulating problems, students often struggle to accurately understand the issues at hand. This leads to incomplete data during the problem-solving process, resulting in calculation errors or mistakes in applying formulas. These errors create a domino effect, leading to incorrect answers. Students' difficulties in formulating mathematical problems can potentially cause calculation errors and improper use of formulas, ultimately leading to incorrect solutions. This negatively impacts their conceptual understanding, learning motivation, and readiness to face educational challenges or enter the workforce. To address these difficulties, teachers can enhance students' conceptual understanding, promote critical thinking, implement problem-based learning, use visual aids, provide targeted support, and focus on developing mathematical literacy from an early age.

This is an open access article under the [CC BY-NC-SA](https://creativecommons.org/licenses/by-nc-sa/4.0/) license.



Corresponding Author:

Astri Wahyuni

Universitas Islam Riau, Pekanbaru, Indonesia; astriwahyuni@edu.uir.ac.id

1. INTRODUCTION

In the era of globalization and rapid technological advancement, comprehending and utilizing information has become one of the critical skills required to address the challenges of the 21st century (Griffin, McGaw, & Care, 2012; Scott, 2015; Tan, 2021). Beyond merely understanding numbers and

formulas, mathematical literacy encompasses the ability to apply mathematical concepts in everyday life, solve data-based problems, and make informed decisions based on mathematical analysis, thereby necessitating critical and logical thinking skills when addressing problems (Muhaimin & Kholid, 2023; OECD, 2021; Stacey, 2015). Therefore, this skill is crucial for students to master and should be included in the mathematics curriculum. Students with good mathematical literacy tend to be more critical and confident in solving complex mathematical problems (Nisa & Arliani, 2023).

However, the reality is that mathematical literacy among students in Indonesia still needs to improve. A survey conducted by the Organization for Economic Co-operation and Development (OECD) through the Programme for International Student Assessment (PISA) in 2018 revealed that Indonesia ranked 71st out of 77 in reading literacy, mathematical literacy, and scientific literacy, with a mathematical literacy score of 379 (Schleicher, 2018). Numerous studies have shown that Indonesian students' mathematical literacy still needs to improve. Research by Jailani et al. (2020) revealed that one of the causes of low mathematical literacy among junior high school students is difficulty identifying contextual problems. Previous research by Dewantara et al. (2015) showed similar findings, indicating that students struggle to apply mathematical formulas in solving mathematical problems. Another finding by Fauzi & Chano (2022) indicated that weak mathematical literacy also occurs among elementary school students who need help to solve contextual problems and can only apply formulas limited to algorithms already taught and listed in textbooks.

The low mathematical literacy among Indonesian students calls for solutions from various sectors, particularly education. Understanding and improving students' mathematical literacy is not only the responsibility of educators but also a national priority that requires serious attention (Genc & Erbas, 2019; Umbara & Suryadi, 2019). The Indonesian government has made efforts to provide support by implementing the Minimum Competency Assessment (AKM) as a replacement for the National Examination (UN) since 2020 (Ministry of Education, 2020; Puspendik, 2022). The AKM is an assessment program designed to determine students' basic abilities and improve the quality of education in Indonesia, thus requiring competencies in language and mathematical literacy to measure basic abilities (Handayani, Perdana, & Ukhlumudin, 2021). Based on the AKM concept, its goal is to understand students' potential and abilities and improve the quality of education in Indonesia (Ministry of Education, 2020; Puspendik, 2022). This aligns with Cahyanovianty (2021) view that the purpose of AKM is to identify and assess students' language and mathematical literacy competencies. Therefore, the AKM is considered a solution to the low mathematical literacy of Indonesian students.

Despite this solution, the AKM only evaluates the outcome based on the obtained score, whether good or bad, without an in-depth investigation of students' problem-solving abilities (Kemendikbudristek, 2022; Rohmah, Sutarna, Hidayati, Fauziati, & Rahmawati, 2022). If the result is good, does the student have good mathematical literacy, or were they merely lucky? If wrong, what caused the difficulty in solving the problem? The AKM needs to provide more specific insights, thus necessitating this research to reveal the detailed characteristics of students' mathematical literacy in solving AKM problems. Therefore, this study aims to identify the characteristics of students' mathematical literacy. These characteristics are students' responses when solving AKM problems, including difficulties and other unique aspects that indicate their mathematical literacy.

This research presents another perspective in the realm of existing mathematical literacy studies. Although many research works have explored aspects of mathematical literacy, most rely on PISA problems as their primary instrument (Dewantara et al., 2015; Hayati, 2019; Khoirudin, Styawati, & Nursyahida, 2017; Ozkale & Ozdemir Erdogan, 2022; Thien, 2016; Wijaya, 2016). However, they have yet to explore mathematical literacy using the AKM problem approach. This indicates a new area of exploration in mathematical literacy. While PISA is widely recognized and used in global research (OECD, 2023), AKM problems may offer a different and more contextual perspective in understanding how students comprehend and use mathematics daily. Therefore, delving deeper into mathematical literacy through the AKM lens can provide additional insights and enrich academic discussions. This research highlights the importance of an in-depth evaluation of students, revealing that while the AKM

program is a good initiative, a comprehensive evaluation of student characteristics during AKM problem-solving is still lacking. Currently, AKM only provides numerical scores without further evaluation. A holistic evaluation is expected to offer a more comprehensive understanding of students' abilities.

2. METHODS

The researcher employs qualitative research with a phenomenological design to deeply analyze mathematical literacy. Creswell (2015) emphasizes that phenomenology focuses on interpreting the meaning of individuals' experiences within the context of their life worlds. Therefore, through this study, the researcher aims to provide a deeper insight into how mathematical literacy is understood and experienced by students in the classroom and how it can be applied, specifically to uncover the characteristics of students' mathematical literacy by engaging and understanding their individual experiences. Through an in-depth analysis of students' experiences, we can understand how they interact with AKM problems. This will reveal the level of students' mathematical literacy, as mathematical literacy is an integral part of how students think and act when facing problems.

The research subjects selected are eighth-grade junior high school students considered relevant and unique in the context of the mathematical literacy being studied. At around 15, junior high school corresponds to the age group assessed in the PISA evaluation globally (OECD, 2021). The selected junior high school in Surakarta is recognized for its excellent reputation. Thus, the selection of subjects from this school is expected to represent students' mathematical literacy at the junior high school level.

The subject selection technique uses snowball sampling until a saturation point is reached (Reserved, Uri, & Uri, 2020). In snowball sampling, the researcher starts by identifying one or more individuals who have relevant information or experience related to the research objectives. The researcher also seeks recommendations from teachers when selecting subjects, which is expected to provide deeper or different information. This approach allows the researcher to access a group of subjects that might be difficult to reach through conventional subject selection techniques. In this research context, the researcher decided to select five students as research subjects based on initial information and recommendations from initial students. The initial students were selected based on teachers' recommendations, focusing on those with strong cognitive abilities. Subsequent subjects were chosen using snowball sampling within one class until saturation was reached with five subjects. The selection of these five students is based on data saturation and the consideration of the diversity of their experiences and backgrounds in mathematics learning, thus expected to provide a holistic and in-depth picture of mathematical literacy. The snowball sampling technique employed by the researcher is clearly outlined in Table 1.

Table 1. Snowball sampling technique

Research Subjects	Mathematical literacy process		
	Formulation	Implementation	Interpretation
1	F1	IM1	IN1
2	F1	IM1	IN2
3	F3	IM3	IN1
4	F1	IM3	IN2
5	F1	IM1	IN2

Code description:

- F1 : First subject response in the formulation process
- F3 : Third subject's response to the formulation process
- IM1 : First subject's response to the implementation process
- IM4 : Fourth subject's response to the implementation process
- IN1 : First subject response in the formulation process
- IN2 : Second subject's response to the formulation process

Table 1 presents the response codes from the subjects, with identical codes indicating similar responses. These codes will be further discussed in the findings and discussion section. The coding process involved assigning the same code to identical responses, while differing responses were given distinct codes. Dominant codes were then analyzed for deeper insights. In this study, the researcher serves as the primary instrument for data collection, employing various tools to gather comprehensive information on students' mathematical literacy. These tools include a mathematical literacy test and non-test instruments, such as guidelines for in-depth interviews and observation sheets used during the research. The test focuses on AKM problems in the algebra domain, specifically covering ratios and percentages—key components of junior high school mathematical literacy. The research instruments were developed based on existing mathematical literacy indicators aligned with PISA, including communication, mathematization, representation, reasoning, strategy design, and symbolic language usage. The problems were revised to ensure they accurately reflect the research objectives and effectively measure students' competencies. Figure 1 illustrates the test instrument.



Figure 1. Mathematical literacy test instrument

The researcher uses the think-aloud technique to gather comprehensive and in-depth data from students. As described by Macias et al. (2018), this method involves having subjects verbalize their thoughts while working on a test or problem. In this study, students were guided through the problems, freely expressing their thoughts, and were occasionally asked questions. All observations were recorded and later analyzed. To ensure thoroughness, the researcher utilized tests, interviews, and observations during the think-aloud process. Data validity was ensured using source triangulation with five subjects, as outlined by Creswell (2015). Triangulation involved comparing data from tests, interviews, and observations. Consistent data across these sources was considered valid, while discrepancies led to further investigation. The researcher then conducted data reduction, filtering out irrelevant or redundant information to focus on key insights. After reduction, the data was coded and organized systematically into tables, charts, or narratives for clearer analysis. This structured

presentation helped in identifying patterns, relationships, and trends within the data. Finally, the researcher proceeded to draw conclusions based on the findings.

3. FINDINGS AND DISCUSSION

3.1. Formulation process

Based on Table 1, code F1 is the most common response among the five subjects during the formulation process. Subject 1, when given an AKM problem, identified the issue by writing down key information and rereading the question up to three times, as seen in Figure 2. The subject also scribbled on the question sheet, highlighting details like price, discount, and deposit.



Figure 2. Subject question sheet (F1)

In Figure 2, the subject can be seen scribbling certain parts of the question, the price, discount and initial deposit. based on these conditions, researchers confirmed through interviews.

- Researcher (R) : *why did you scribble on your question sheet?*
- Subject (S) : *to note important data to make it easier for me to understand the problem*
- R : *why did you read the questions several times?*
- S : *because I have difficulty understanding the questions*

The interview highlights the subject’s problem identification strategy. By scribbling or marking the question sheet, the subject visually identifies key elements, making it easier to focus on important information and separate relevant from irrelevant details. Repeatedly reading the question allows for deeper understanding and helps the subject explore the problem from different perspectives. After identifying the problem, the subject writes down key data on the answer sheet to ensure all important information is available before solving the problem. This method helps avoid rechecking the original question, as shown in Figure 3.

Figure 3 shows that the data written consists of known data and questionable data. The known data is the price of clothes in each shop (A1), postage prices (A2), and clothes vouchers (A3). Then the data asked is three clothes that must be chosen with the available money (A4). These data are written directly by the subject on the answer sheet. This condition was confirmed by researchers.

- R : *Why did you write the question information directly on your answer sheet?*
- S : *To make it easier for me without having to look back at the information on the questions or other sheets.*

The interview indicated that writing information on the question sheet made it easier for the subject to solve the problem without having to reopen the question or another sheet, this was also to consider the

efficiency level in solving the problem. By minimizing the need to return to the source, subjects can move more quickly through the problem-solving steps, increasing their chances of reaching the correct solution in less time. Thus, the interviews underscore the importance of proactive strategies in problem-solving and how simple steps such as writing down information can significantly impact the final outcome and efficiency of the process.

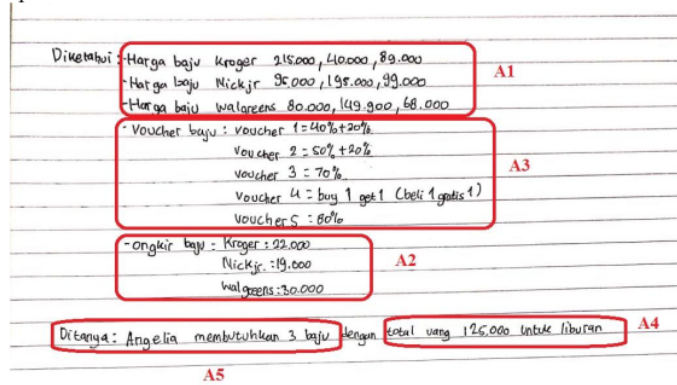


Figure 3. Subject answer sheet (F1) in the data writing process

After writing down the data or information about the problem, it can be seen that the subject not only passively receives the information but is also active in processing it to reach a solution. The selection of a formula as the next step shows the subject's understanding of the mathematical concepts involved in the problem. By explicitly writing the formula, the subject provides a framework for himself, ensuring that the next steps are based on a sound mathematical approach. Figure 4, which displays the subject's answer, shows details of the formula used, as well as how the subject applies it to the data that was recorded previously.




Figure 4. Subject answer sheet (F1) in the strategy development process

The formula written in Figure 4 shows the discount calculation formula (B1) and total discount (B2). The writing of this formula is not without reason, so confirmation is needed for this condition through interviews with the subject.

R : Why did you write that formula?

S : To plan strategies for solving problems

The subject's response to writing this formula was based on designing how to solve the problem. Subjects seemed aware that solving mathematical problems often requires a structured approach. By writing the formula first, the subject creates a frame of reference to help them carry out the following steps more systematically and organized.

The process of writing problem data and formulas by the subjects above (Figure 3 and Figure 4) reflects the transformation process of a concrete situation or problem that exists in reality into a more

abstract mathematical representation. It represents an attempt to understand and define a complex problem from everyday life into mathematical language, which allows for more systematic analysis and solutions.

Another finding in the subject with code F3, in the formulation process, showed a response that the subject did not identify the questions by scribbling on the question sheet or reading the questions repeatedly. On the question sheet, there is also no complete writing of the data or question information (Figure 5), this is different from the F1 code, which identifies by marking information on the question sheet and reading it repeatedly, besides also writing all the data or question information on the answer sheet.

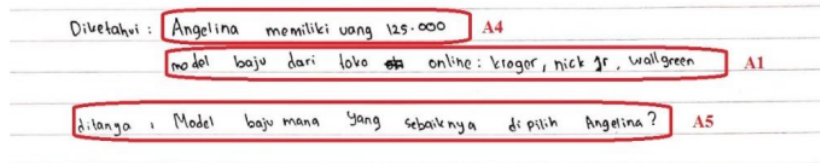


Figure 5. Subject answer sheet (F3)

Code F3 only writes the clothing model from each shop (A1), the initial money (A4), and the data requested (A5). These data are also incomplete in terms of completeness components. However, F3 showed the same response as F1 when designing a problem solving strategy, namely writing down the formula used to solve mathematical problems (AKM).

3.2. Implementation Process

This implementation is a concrete manifestation of the ideas and plans processed and formulated in the formulation process, providing an accurate picture of how these plans are implemented in practice. Based on Table 1, we can observe that the implementation process with IM1 code dominates, even more than with other possible codes. Response code IM1, the subject begins the step by rewriting the question data, but this data is more specific based on what is required in the formula written in the formulation process. The subject answer sheet is clearly shown in Figure 6.

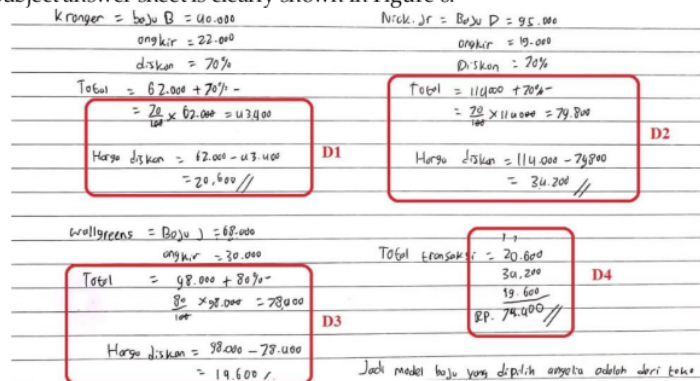


Figure 6. Subject answer sheet (IM1) in the implementation process

Figure 6 illustrates how the subject performed calculations directly on the answer sheet. The image shows that the subject carefully compared the prices of shirts from various stores, factoring in discounts to ensure the total cost did not exceed the budget. Codes D1, D2, and D3 represent the price calculations after discounts, while code D4 captures the summing of these prices. Notably, the subject bypassed using

a scratch sheet and instead wrote the results immediately on the answer sheet. This could indicate high confidence in their mathematical skills or a preference for relying on memory.

R : Why do you do calculations directly on the answer sheet?

S : I am used to doing calculations like this so that problem solving is done quickly

The interview reveals that the subject aims for efficiency, relying on confidence and a strong understanding of the material. Previous practice and experience in handling similar problems likely reinforced this confidence. By skipping scratch work, the subject eliminates unnecessary steps that could slow down or confuse the process, allowing them to focus entirely on solving the problem at their own pace. In contrast, subjects 3 and 4, as shown by code IM3, used a more cautious and systematic approach. They relied on draft calculations or scratch sheets before transferring answers to the answer sheet, as shown in Figure 7. This method suggests that they aimed to reduce errors and preferred to visualize their calculations more clearly before finalizing their answers. The scratch sheet helped them organize their thoughts and verify the correctness of each step before committing it to the final answer.

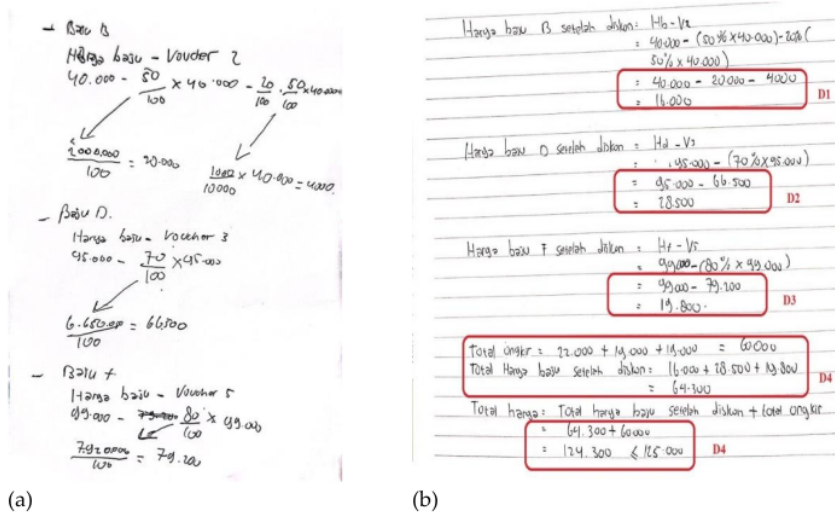


Figure 7. Scribble sheet (a) and answer sheet (b) subject to code IM3

Figure 7 clearly shows the voucher discount calculations carried out by the subject on the scratch sheet. These scratch sheets allow subjects to easily modify, correct, or repeat calculations without crossing out or changing the official answer sheet. As the interview progressed, this subject said, "This is done as an effort to increase calculation accuracy and minimize errors." This method may take longer than the direct method on IM1. However, for the subject, this additional time, the benefits outweigh the investment in terms of accuracy and certainty gained.

3.3. Interpretation Process

After the formulation and implementation process, the next step is interpretation. In this phase, the researcher examines how subjects reprocess their computed answers to form conclusions that address the problem. This stage yields different response codes from the five subjects, with two prominent codes, IN1 and IN2. Although both codes reflect the use of reasoning to deduce the final answer, they differ in their approach to drawing conclusions. Subjects with response code IN2, in particular, demonstrated a more thoughtful interpretation process. Instead of merely evaluating the calculation results, they engaged in deeper reflection to ensure their answers were aligned with the context of the question. These subjects carefully compared every detail of their answers with the information provided in the problem,

evaluating the relevance and accuracy based on the given data and parameters. By revisiting their conclusions and checking them against the question's details, they ensured that the final answer was well-grounded. The results of this interpretation process are illustrated in Figure 8.

Jadi model baju yang dipilih angieka adalah dari toko

Kronger Model B	ongkir 22.000	diskon 3
Nick Jr Model D	ongkir 19.000	diskon 2
Wallgreens Model J	ongkir 30.000	diskon 3

E1 E2 E3

Figure 8. Subject answer sheet (IN2) in the interpretation process

Based on Figure 8, subjects can write down their answer conclusions, starting from the clothes chosen (E1), shipping costs (E2), and discount vouchers chosen (E3), even though they do not do the calculations again. Through interviews, researchers confirmed this condition.

R : Why don't you check the calculations before concluding the answer?

S : To shorten the time, because the processing time is short, I do not have enough time to do the calculations again

The interview quoted above indicates that poor time management will result in less-than-optimal work steps being taken. In contrast, as seen in IN1's response, efficient time management allows subjects to allocate sufficient time to each aspect of the problem. In this case, subjects with an IN1 response can not only solve the problem, but also have the freedom to review their calculations before deducing an answer.

Discussion

Formulation process

In formulating the initial findings, the subject identifies the problem using the approach outlined by Muhaimin & Kholid (2023), which defines mathematical literacy as the ability to solve everyday problems. The first step is to identify the problem. This is supported by Laamena & Laurens (2021), who also highlight problem identification as the first ability in mathematical literacy. The subject scribbles on the question sheet and rereads the questions to help visualize key information (Venkat, 2010), facilitating problem-solving without revisiting the question repeatedly. Similarly, rereading aids in understanding the nuances of the problem, as confirmed by other studies (Anwar & Rahmawati, 2017; Robinson & Kevoe-Feldman, 2010; Therrien & Hughes, 2008). In contrast, students who demonstrate strong comprehension, as noted by Schoenfeld (1988), often only need to read the problem once to understand it.

Next, the subject writes down the data, distinguishing between relevant and irrelevant information. Mathematical literacy involves solving real-world problems (Ministry of Education, 2020; OECD, 2019), and effective problem-solving requires the ability to sift through data, as noted by Najafabadi et al. (2015). Systematically recording data aids in accurate problem-solving (English, 2015), and errors in this process can lead to mistakes (Sundayana & Parani, 2023). Accurate data identification and recording help students make better decisions in everyday situations, such as budgeting or analyzing statistics (Genc & Erbas, 2019).

The response to the formulation process we found next was the ability to develop problem-solving strategies; all codes (F1, F3) in the formulation process showed this response. Developing this strategy takes the form of formulating a formula that will be used to solve the problem faced and planning the

steps that must be taken to solve the problem. This process requires critical and analytical thinking (Bali, Capano, & Ramesh, 2019). The ability to develop problem-solving strategies is an essential aspect of mathematical literacy. This is because mathematical literacy is the ability to carry out simple mathematical operations and the ability to analyze, interpret, and use mathematics in various real situations (Ministry of Education, 2020; OECD, 2019). With a clear strategy, one may find it easier to find efficient and effective solutions (Basadur, 2004). Many problems, especially in mathematics, require specific problem-solving strategies (Gupta & Mishra, 2021; Muhaimin, Dasar, & Kusumah, 2023). Therefore, having the right strategy will speed up the problem-solving process and increase the accuracy of answers. However, we found the subject's error in determining the formula to solve the problem. Of course, the solution strategy will also be inappropriate in this condition. According to Cho & Nagle (2017), the need for an in-depth understanding of basic mathematical concepts makes students choose the wrong formula. Therefore, the results may be different from what was expected. This statement is in line with the findings we obtained, which stated that the subjects needed to understand the material about discounts well, which resulted in errors in formulating strategies, which impacted the calculation results.

In writing down data and developing strategies when solving problems, we also found that students carried out data transformations, such as changing contextual data or information into mathematical language data. Mathematical problems designed to test or explore the depth of students' mathematical literacy must have several elements or components, one of which is that the problem must have a specific context (Almarashdi & Jarrah, 2022; Stacey, 2011). This context provides background or story to the problem and serves as a source of information that students need to find a solution. AKM is a mathematical problem with a context within the problem (Cahyani & Susannah, 2022; Ministry of Education, 2020; Muhaimin et al., 2023). This requires students' ability to change data or information based on the problem presented into mathematical form. Additionally, Muhaimin & Kholid (2023) stated that although conceptual understanding in recognizing problem patterns, identifying relationships between existing variables, and understanding basic mathematical concepts are essential, all of this will be worthwhile if students can transform information into relevant mathematical language. This transformation ability is essential for students to apply their knowledge in solving problems in everyday life.

Implementation process

The following process in mathematical literacy after the formulation process is implementation. In this process, all codes show the same response, implementing the planned problem-solving strategy and, in this case, carrying out computational calculations. This stage is where basic mathematical skills, such as arithmetic, algebra, and geometry, are often applied (Kholid et al., 2022). In PISA, this stage also involves skills in using mathematical tools, such as calculators or special software, if necessary (OECD, 2019, 2021). However, for researchers, the questions used simple numbers and wanted to see how students apply their numeracy skills in depth, so using mathematical tools is not permitted in this process. The difference in response we found between IM1 and IM3 lies in how they calculate. IM1 is doing calculations directly on the answer sheet, and IM3 is not doing calculations directly on the answer sheet but instead doing calculations on another sheet (scribble sheet) before writing the answer on the answer sheet. However, in solving by writing directly on the answer sheet, there is also the potential for increasing errors. Because there is no checking before it is written on the answer sheet in the final form. Our findings in Table 1 show that most responses were in IM1. According to Foshay & Kirkley (1998), working directly on the answer sheet is more efficient in solving problems. PISA also states that the time given to work on questions is short (OECD, 2019, 2021). In this case, it confirms our findings that subjects perform calculations directly on the answer sheet to be efficient. It is important to note that both IM1 and IM3 codes have advantages and disadvantages. While IM1 may be faster and more efficient for subjects with high confidence and a deep understanding of the material, IM3 may be better suited for those needing additional clarification or who tend to make mistakes when rushed. In an educational context, these findings emphasize the importance of introducing various calculation strategies to students. It also

underscores the need to provide flexibility in learning approaches, recognizing that each student is unique in processing information and solving problems.

The discussion on the formulation process mentioned that mistakes made at the beginning of problem-solving will impact the process afterward. Imagine if the foundation of a building is not solid or inappropriate, the building is at risk of collapsing when faced with pressure. As with solving mathematical problems, if the basic understanding or strategy used is not appropriate at the formulation stage, then in subsequent stages, the chance of getting the correct answer becomes smaller (Schafer, M., & Brown, 2006). This condition is confirmed in the implementation process in Figure 6 and Figure 7. This visualization shows how initial errors that appear at the formulation stage affect the results at the implementation stage. The findings we obtained are, in fact, in line with the research results by Huu Tong & Phu Loc (2017) and Astutik & Purwasih (2023), which also show that the majority of incorrect answers obtained were caused by previous steps needing to be corrected. It is, therefore, important for educators to ensure solid understanding from the start to have a greater chance of success in the later stages.

Interpretation process

The findings of this research show the importance of the interpretation stage in the mathematical literacy process. This interpretation process involves not only understanding mathematical concepts but also reasoning skills that enable the subject to reflect on the results of his work and draw appropriate conclusions (Machaba, 2018). Our findings show that the response code in this process shows students' reasoning abilities in concluding answers. This is seen in how subjects with response code IN2 process their answers. From IN2's response, subjects are more likely to rely on their conceptual understanding and the context of the problem to conclude rather than sticking to the calculation results. Strong confidence in their ability to understand and solve problems prevents students from recalculating before concluding (Bénabou & Tirole, 2002). However, this also reveals a potential risk: the lack of verification that may be required in specific contexts to ensure the correctness of answers. Executive skills such as time management also influence the lack of verification in the interpretation process; the longer the time spent on the previous process, the less time is spent at this stage (Broyden, 1965). Then, errors in the formulation process impact the implementation process and, finally, the interpretation process. Interestingly, despite errors, the subjects seemed confident in their understanding even though they were wrong. This error is not surprising because many students sometimes misunderstand certain concepts without realizing it (diSessa, 2002). This phenomenon is a "cognitive error," in which a person believes something to be true even though the facts differ (Miller, Holcombe, & Latham, 2020). In the learning context, this phenomenon underlines the importance of constructive feedback and double-checking in the learning process. This ensures that students' understanding is not only deep but also accurate. The existence of cognitive bias reminds educators to always emphasize to students the importance of reflection, re-examination, and the willingness to accept and process criticism or correction.

4. CONCLUSION

This study reveals the diverse responses of subjects in solving contextual mathematical problems (AKM) through mathematical literacy, which includes formulation, implementation, and interpretation. In the formulation stage, subjects identify problems using various approaches. Problem identification begins with marks or notes on the question sheet and re-reading the problem statement to visualize important information. This ability helps in understanding and solving mathematical problems more effectively. The systematic and comprehensive data recording was also observed, indicating the subjects' understanding of relevant information in the problems. Subsequently, the subjects demonstrated the ability to formulate problem-solving strategies, including developing appropriate formulas and planning the necessary steps. The implementation process of these strategies involves computation, with some subjects performing calculations directly on the answer sheet while others use a separate worksheet before writing their answers. The results show that direct approaches

may be more efficient, but subjects also demonstrated flexibility in their methods depending on the problem's complexity. The interpretation process reflects the subjects' ability to conclude their work. Some subjects relied on conceptual understanding and the problem context to conclude without redoing calculations. However, there is a potential risk when overconfidence hampers result verification. Initial errors in problem formulation can significantly impact the subsequent stages, including implementation and interpretation. This emphasizes the importance of establishing a solid foundation to ensure success in solving mathematical problems. Overall, this study highlights the complexity of mathematical literacy in everyday problem-solving, underscoring the importance of accurate problem identification, precise data recording, effective problem-solving strategies, and careful interpretation to achieve accurate and meaningful solutions.

REFERENCES

- Almarashdi, H. S., & Jarrah, A. M. (2022). The Impact of a Proposed Mathematics Enrichment Program on UAE Students' Mathematical Literacy Based on the PISA Framework. *Sustainability (Switzerland)*, 14(18), 1–13. <https://doi.org/10.3390/su141811259>
- Anwar, R. B., & Rahmawati, D. (2017). Symbolic and Verbal Representation Process of Student in Solving Mathematics Problem Based Polya's Stages. *International Education Studies*, 10(10), 20. <https://doi.org/10.5539/ies.v10n10p20>
- Astutik, E. P., & Purwasih, S. M. (2023). Field Dependent Student Errors in Solving Linear Algebra Problems Based on Newman's Procedure. *Mosharafa: Jurnal Pendidikan Matematika*, 12(1), 169–180. <https://doi.org/10.31980/mosharafa.v12i1.1684>
- Bali, A. S., Capano, G., & Ramesh, M. (2019). Anticipating and designing for policy effectiveness. *Policy and Society*, 38(1), 1–13. <https://doi.org/10.1080/14494035.2019.1579502>
- Basadur, M. (2004). Leading others to think innovatively together: Creative leadership. *Leadership Quarterly*, 15(1), 103–121. <https://doi.org/10.1016/j.leaqua.2003.12.007>
- Bénabou, R., & Tirole, J. (2002). Self-confidence and personal motivation. *Quarterly Journal of Economics*, 117(3), 871–915. <https://doi.org/10.1162/003355302760193913>
- Broyden, C. G. (1965). A Class of Methods for Solving Nonlinear Simultaneous Equations. *Mathematics of Computation*, 19(92), 577. <https://doi.org/10.2307/2003941>
- Cahyani, C. M., & Susanah, S. (2022). Profil of Students' Mathematical Literacy in Solving AKM Task in Terms of Personality Types. *Journal of Medives : Journal of Mathematics Education IKIP Veteran Semarang*, 6(1), 153. <https://doi.org/10.31331/medivesveteran.v6i1.1949>
- Cahyanovianty, A. D. (2021). Analisis Kemampuan Numerasi Peserta Didik Kelas VIII dalam Menyelesaikan Soal Asesmen Kompetensi Minimum. *Jurnal Cendekia: Jurnal Pendidikan Matematika*, 05(02), 1439–1448. <https://doi.org/https://doi.org/10.31004/cendekia.v5i2.651>
- Cho, P., & Nagle, C. (2017). Procedural and conceptual difficulties with slope: An analysis of students' mistakes on routine tasks. *International Journal of Research in Education and Science*, 3(1), 135–150.
- Creswell, J. W. (2015). Educational Research - Planning, COnducting, And Evaluating Quantitative and Qualitative Research - Fifth Edition. In *AORN Journal* (Vol. 62).
- Dewantara, A. H., Zulkardi, & Darmawijoyo. (2015). Assessing seventh graders' mathematical literacy in solving pisa-like tasks. *Journal on Mathematics Education*, 6(2), 39–49. <https://doi.org/10.22342/jme.6.2.2163.117-128>
- diSessa, A. A. (2002). *Why "Conceptual Ecology" is a Good Idea BT - Reconsidering Conceptual Change: Issues in Theory and Practice*. New York: Kluwer Academic Publishers. Retrieved from https://doi.org/10.1007/0-306-47637-1_2
- English, L. D. (2015). Stem: Challenges and Opportunities for Mathematics Education. *Proceedings of the 39th Conference of the International Group for the Psychology of Mathematics Education*, 1(1), 4–18. Retrieved from <https://eprints.qut.edu.au/87506/>
- Fauzi, I., & Chano, J. (2022). Online Learning: How Does It Impact on Students' Mathematical

- Literacy in Elementary School? *Journal of Education and Learning*, 11(4), 220.
<https://doi.org/10.5539/jel.v11n4p220>
- Foshay, R., & Kirkley, J. (1998). Principles for Teaching Problem Solving. *Technical Paper*, 1(January 1998), 1–16.
- Gatabi, A. R., Stacey, K., & Gooya, Z. (2012). Investigating grade nine textbook problems for characteristics related to mathematical literacy. *Mathematics Education Research Journal*, 24(4), 403–421. <https://doi.org/10.1007/s13394-012-0052-5>
- Genc, M., & Erbas, A. K. (2019). Secondary Mathematics Teachers' Conceptions of Mathematical Literacy To cite this article : Secondary Mathematics Teachers' Conceptions of Mathematical Literacy. *International Journal of Education in Mathematics, Science and Technology*, 7(3), 222–237.
- Griffin, P., McGaw, B., & Care, E. (2012). Assessment and teaching of 21st century skills. In *Assessment and teaching of 21st century skills* (Vol. 9789400723). Dordrecht: Springer.
<https://doi.org/10.1007/978-94-007-2324-5>
- Gupta, T., & Mishra, L. (2021). Higher-Order Thinking Skills in Shaping the Future of Students. *Psychology and Education*, 58(2), 9305–9311. Retrieved from www.psychologyandeducation.net
- Handayani, M., Perdana, N. S., & Ukhlumudin, I. (2021). Readiness of Teachers and Students to Take Minimum Competency Assessments. *Proceedings of the International Conference on Educational Assessment and Policy (ICEAP 2020)*, 545(Iceap 2020), 73–79.
<https://doi.org/10.2991/assehr.k.210423.067>
- Hayati, T. R. (2019). Analysis of Mathematical Literacy Processes in High School Students. *International Journal of Trends in Mathematics Education Research*, 2(3), 116–119.
<https://doi.org/https://doi.org/10.33122/ijtmr.v2i3.70>
- Huu Tong, D., & Phu Loc, N. (2017). European Journal of Education Studies Students' Errors In Solving Mathematical Word Problems And Their Ability In Identifying Errors In Wrong Solutions. *European Journal of Education Studies*, 3(6), 226–241.
<https://doi.org/10.5281/zenodo.581482>
- Jailani, J., Heri Retnawati, H. R., Wulandari, N. F., & Djidu, H. (2020). Mathematical Literacy Proficiency Development Based on Content, Context, and Process. *Problems of Education in the 21st Century*, 78(1), 80–101. <https://doi.org/10.33225/pec/20.78.80>
- Kemendikbudristek. (2022). Asesmen Nasional Berbasis Komputer. Retrieved from Pusat Asesmen Pendidikan website: <https://anbk.kemdikbud.go.id/>
- Khoirudin, A., Styawati, R. D., & Nursyahida, F. (2017). MENYELESAIKAN SOAL BERBENTUK PISA. *AKSIOMA: Jurnal Matematika Dan Pendidikan Matematika*, 8(2), 33–42.
<https://doi.org/https://doi.org/10.26877/aks.v8i2.1839>
- Kholid, M. N., Rofi'ah, F., Ishartono, N., Waluyo, M., Maharani, S., Swastika, A., ... Sari, C. K. (2022). What A re Students' Difficulties in Implementing Mathematical Literacy Skills for Solving PISA-Like Problem? *Journal of Higher Education Theory and Practice*, 22(2), 2022.
- Laamena, C. M., & Laurens, T. (2021). Mathematical Literacy Ability and Metacognitive Characteristics of Mathematics Pre-Service Teacher. *Infinity Journal*, 10(2), 259–270.
<https://doi.org/10.22460/infinity.v10i2.p259-270>
- Machaba, F. M. (2018). Pedagogical demands in mathematics and mathematical literacy: A case of mathematics and mathematical literacy teachers and facilitators. *Eurasia Journal of Mathematics, Science and Technology Education*, 14(1), 95–108. <https://doi.org/10.12973/ejmste/78243>
- Macias, W., Lee, M., & Cunningham, N. (2018). Inside the Mind of the Online Health Information Searcher using Think-Aloud Protocol. *Health Communication*, 33(12), 1482–1493.
<https://doi.org/10.1080/10410236.2017.1372040>
- Miller, K., Holcombe, A., & Latham, A. J. (2020). Temporal phenomenology: phenomenological illusion versus cognitive error. *Synthese*, 197(2), 751–771. <https://doi.org/10.1007/s11229-018-1730-y>
- Ministry of Education. (2020). AKM and its Implications for Learning. *Center for Assessment and*

- Learning, Research and Development and Bookkeeping Agency, Ministry of Education and Culture, 1–37.
- Muhaimin, L. H., Dasar, D., & Kusumah, Y. S. (2023). Numeracy-Ability, Characteristics of Pupils in Solving the Minimum Competency Assessment. *Jurnal Program Studi Pendidikan Matematika*, 12(1), 697–707. <https://doi.org/https://doi.org/10.24127/ajpm.v12i1.6396>
- Muhaimin, L. H., & Kholid, M. N. (2023). Pupils' Mathematical Literacy Hierarchy Dimension for solving the minimum competency assessment. *AIP Conference Proceedings*, 2727(020091), 1–15. <https://doi.org/https://doi.org/10.1063/5.0141406>
- Najafabadi, M. M., Villanustre, F., Khoshgoftaar, T. M., Seliya, N., Wald, R., & Muharemagic, E. (2015). Deep learning applications and challenges in big data analytics. *Journal of Big Data*, 2(1), 1–21. <https://doi.org/10.1186/s40537-014-0007-7>
- Nisa, F. K., & Arliani, E. (2023). Junior high school students' mathematical literacy in terms of mathematical self-efficacy. *Jurnal Elemen*, 9(1), 283–297. <https://doi.org/https://doi.org/10.29408/jel.v9i1.7140>
- OECD. (2019). PISA 2018 Assessment and Analytical Framework, PISA. In *OECD Publishing*. <https://doi.org/https://doi.org/10.1787/b25efab8-en>
- OECD. (2021). *PISA 2021 Mathematics framework* (2nd ed.; oecd publisher, Ed.). Retrieved from <https://www.oecd.org/pisa/sitedocument/PISA-2021-mathematics-framework.pdf>
- OECD. (2023). Programme for International Student Assessment. Retrieved February 18, 2023, from Organization of Economic Co-operation and Development website: <https://www.oecd.org/pisa/>
- Ozkale, A., & Ozdemir Erdogan, E. (2022). An analysis of the interaction between mathematical literacy and financial literacy in PISA*. *International Journal of Mathematical Education in Science and Technology*, 53(8), 1983–2003. <https://doi.org/10.1080/0020739X.2020.1842526>
- Pusmendik. (2022). Asesmen Kompetensi Minimum. Retrieved from Pusat Asesmen Pendidikan website: https://pusmendik.kemdikbud.go.id/an/page/asesmen_kompetensi_minimum
- Reserved, A. R., Uri, O., & Uri, E. (2020). SAGE Research Methods Foundations. *SAGE Research Methods Foundations*, (2019), 1–14. <https://doi.org/10.4135/Official>
- Robinson, J. D., & Kevoe-Feldman, H. (2010). Using full repeats to initiate repair on others' questions. *Research on Language and Social Interaction*, 43(3), 232–259. <https://doi.org/10.1080/08351813.2010.497990>
- Rohmah, A. N., Sutarna, S., Hidayati, Y. M., Fauziati, E., & Rahmawati, L. E. (2022). Planning for Cultivation Numerical Literacy in Mathematics Learning for Minimum Competency Assessment (AKM) in Elementary Schools. *Mimbar Sekolah Dasar*, 9(3), 503–516. <https://doi.org/10.53400/mimbar-sd.v9i3.51774>
- Schafer, M., & Brown, B. (2006). Teacher education for mathematical literacy: A modelling approach. *Pythagoras*, 12(1), 45–51. Retrieved from <https://journals.co.za/doi/abs/10.10520/EJC20872>
- Schleicher, A. (2018). *PISA 2018. Insights and Interpretations*. Retrieved from <https://www.oecd.org/pisa/publications/pisa-2018-results.htm>
- Schoenfeld, A. H. (1988). When Good Teaching Leads to Bad Results : The Disasters of ' Well-Taught ' Mathematics Courses When Good Teaching Leads to Bad Results : The Disasters of " Well-Taught " Mathematics Courses. *Educational Psychologist*, 23(2), 145–166. <https://doi.org/10.1207/s15326985ep2302>
- Scott, C. L. (2015). Education Research and Foresight The Future Of Kearning 3: What Kind Of Pedagogies For The 21st Century? *Educational Research and Foresight UNESCO*, 1(1), 1–14. Retrieved from <https://hdl.handle.net/20.500.12799/3709>
- Stacey, K. (2011). The PISA view of mathematical literacy in Indonesia. *Journal on Mathematics Education*, 2(2), 95–126. <https://doi.org/10.22342/jme.2.2.746.95-126>
- Stacey, K. (2015). *The International Assessment of Mathematical Literacy : PISA 2012 Framework and Items*. 771–790. <https://doi.org/10.1007/978-3-319-17187-6>
- Sundayana, R., & Parani, C. E. (2023). Analyzing Students' Errors in Solving Trigonometric Problems

- Using Newman's Procedure Based on Students' Cognitive Style. *Mosharafa: Jurnal Pendidikan Matematika*, 12(1), 135–144. <https://doi.org/10.31980/mosharafa.v12i1.2486>
- Tan, O.-S. (2021). *Learning Using Problems to Power*. Singapore: Gale Cengage Learning.
- Therrien, W. J., & Hughes, C. (2008). Comparison of repeated reading and question generation on students' reading fluency and comprehension. *Learning Disabilities: A Contemporary Journal*, 6(1), 1–16. Retrieved from <http://eds.b.ebscohost.com.offcampus.lib.washington.edu/ehost/detail/detail?sid=bc39ccdb-e332-4689-aac0-a8065d9d7104@sessionmgr114&vid=2&hid=127&bdata=JnNpdGU9ZWhvc3QtG12ZQ==#AN=29438635&db=a9h>
- Thien, L. M. (2016). Malaysian Students' Performance in Mathematics Literacy in PISA from Gender and Socioeconomic Status Perspectives. *Asia-Pacific Education Researcher*, 25(4), 657–666. <https://doi.org/10.1007/s40299-016-0295-0>
- Umbara, U., & Suryadi, D. (2019). Re-interpretation of mathematical literacy based on the teacher's perspective. *International Journal of Instruction*, 12(4), 789–806. <https://doi.org/10.29333/iji.2019.12450a>
- Venkat, H. (2010). Exploring the nature and coherence of mathematical work in South African Mathematical Literacy classrooms. *Research in Mathematics Education*, 12(1), 53–68. <https://doi.org/10.1080/14794800903569865>
- Wijaya, A. (2016). Students' Information Literacy: A Perspective from Mathematical Literacy. *Journal on Mathematics Education*, 7(2), 73–82. <https://doi.org/10.22342/jme.7.2.3532.73-82>

Exploring Middle School Students' Challenges in Mathematical Literacy: A Study on AKM Problem-Solving

ORIGINALITY REPORT

9%

SIMILARITY INDEX

6%

INTERNET SOURCES

7%

PUBLICATIONS

1%

STUDENT PAPERS

MATCH ALL SOURCES (ONLY SELECTED SOURCE PRINTED)

2%

★ doaj.org

Internet Source

Exclude quotes On

Exclude matches Off

Exclude bibliography On

Exploring Middle School Students' Challenges in Mathematical Literacy: A Study on AKM Problem-Solving

GRADEMARK REPORT

FINAL GRADE

GENERAL COMMENTS

/100

PAGE 1

PAGE 2

PAGE 3

PAGE 4

PAGE 5

PAGE 6

PAGE 7

PAGE 8

PAGE 9

PAGE 10

PAGE 11

PAGE 12

PAGE 13

PAGE 14

PAGE 15