

Proceedings of
2018 International Conference on Intelligent Science and
Technology
ICIST 2018

London, United Kingdom

June 30-July 2, 2018

ISBN: 978-1-4503-6461-4



**The Association for Computing Machinery
2 Penn Plaza, Suite 701
New York New York 10121-0701**

ACM COPYRIGHT NOTICE. Copyright © 2015 by the Association for Computing Machinery, Inc. Permission to make digital or hard copies of part or all of this work for personal or classroom use is granted without fee provided that copies are not made or distributed for profit or commercial advantage and that copies bear this notice and the full citation on the first page. Copyrights for components of this work owned by others than ACM must be honored. Abstracting with credit is permitted. To copy otherwise, to republish, to post on servers, or to redistribute to lists, requires prior specific permission and/or a fee. Request permissions from Publications Dept., ACM, Inc., fax +1 (212) 869-0481, or permissions@acm.org.

For other copying of articles that carry a code at the bottom of the first or last page, copying is permitted provided that the per-copy fee indicated in the code is paid through the Copyright Clearance Center, 222 Rosewood Drive, Danvers, MA 01923, +1-978-750-8400, +1-978-750-4470 (fax).

ACM ISBN: 978-1-4503-6461-4

Table of Contents

Proceedings of 2018 International Conference on Intelligent Science and Technology

Preface.....	V
Conference Committees.....	VI

- *Session 1-Modern information technology and applications*

Classification with Incomplete Data and Ensemble Learners for the Prediction of Cervical Cancer Risk	1
<i>Pinar Yildirim</i>	
Detecting Communities from Multilayer Networks: An Aggregation Approach	6
<i>Zhisong Pan, Guyu Hu and Dong Li</i>	
A Framework for Tuberculosis Drug Resistance Classification Based on Deep Transfer Learning	12
<i>Long Gao, En Zhu, Chengdong Qian, Xiaoyuan Liu, Xinwang Liu and Xifeng Guo</i>	
Abnormal Internet Usage Detection in LAN Islamic University of Riau Indonesia	17
<i>Sri Listia Rosa and Evizal Abdul Kadir</i>	
Digital Neuromorphic Implementation of the Biologically Inspired Pallidal Oscillator	23
<i>Shuangming Yang, Jiang Wang, Bin Deng, Xinyu Hao, Huiyan Li and Yanqiu Che</i>	

- *Session 2- System model and optimization*

Real-Time Implementation of the Coupled Neural Mass and Its Application	29
<i>Xinyu Hao, Jiang Wang, Shuangming Yang, Huiyan Li, Xile Wei and Yanqiu Che</i>	
A Business Model Template for AI Solutions	35
<i>Iuliia Metelskaia, Olga Ignatyeva, Sebastian Deneff and Tatjana Samsonowa</i>	
Conceptual Model for Airports Emergency Plans	42
<i>Ahmad A. Abdullah</i>	

Simulation Based Cuckoo Search Optimization Algorithm for Flexible Job Shop Scheduling Problem	50
<i>Rakesh Kumar Phanden, Lokesh Kumar Saharan and John Ahmet Erkoyuncu</i>	
• <i>Session 3- Intelligent systems and technologies</i>	
Intelligent System in Container Terminal for Speed-Up Handling Process	56
<i>Evizal Abdul Kadir, Hitoshi Irie and Sri Listia Rosa</i>	
The Nature of Intelligent System in Buildings	62
<i>Rand H. M. Agha</i>	
Reduction of Impacts of Oil and Gas Operations through Intelligent Maintenance Solution	67
<i>Jeremiah Eyoh and Roy S. Kalawsky</i>	
Design and Implementation of Location-Aware Semantic Mobile Mashups	72
<i>Duan Hongzhou and Yongju Lee</i>	
Research on Key Technology of Intelligent Assembly Process Design of Command and Control Equipment	77
<i>Men Shiyong, Liu Huan, Chen Yaozhong, Han Peng, Qiao Jinfeng, Ju Lu and Meng Qingkong</i>	
<i>Author Index</i>	81

Preface

It my pleasure to welcome you to London and the International Conference on Intelligent Science and Technology (ICIST 2018).

International Conference on Intelligent Science and Technology (ICIST 2018) provide a scientific platform for debate and social networking for both local and international scientists, engineers and technologists who work in all aspects of Intelligent Science and Technology. In addition to the contributed papers, internationally known experts from several countries were also invited to deliver keynote and invited speeches at ICIST 2018. We have top speakers and topics to be addressed like.... Prof. Hui Yu on Facial Analysis on Data, Prof. Yang on Optimization, Algorithms and Nature, Prof. MacIntyre on AI and Intelligent System Development, Prof. Meziane on Mobile Learning, Prof. Terenziani on Creative Education and Management and Prof. Cristea on Course Teaching and Mobile Learning.

The Conference Proceedings includes selected papers which were submitted to the conference from universities, research institutes and industries. Each contributed paper has been peer-reviewed by reviewers who were program committee and technical committee members as well as other experts in the field from different countries. The proceedings tend to present the newest research results and findings in the field of System model and optimization, Modern information technology and applications and intelligent systems and technologies.

Much of the credit of the success of the conference is due to topic coordinators who have devoted their expertise and experience in promoting and in general co-ordination of the activities for the organization and operation of the conference.

The chairpersons of the different sessions played important role in conducting the proceedings of the session in a timely and efficient manner and the on behalf of the conference committee, we express sincere appreciation for their involvement. The reviewers of the manuscripts, those by tradition would remain anonymous, have also been very helpful in efficiently reviewing the manuscripts, providing valuable comments well within the time allotted to them. We also express our sincere and grateful thanks to all reviewers.

Professor Luiz Moutinho

Visiting Professor of Marketing, Suffolk Business School, University of Suffolk, England.

Adjunct Professor of Marketing, Graduate School of Business, University of the South Pacific, Fiji.

Visiting Professor of Marketing, Universidade Europeia and the Marketing School, Portugal.

Conference Committees

Conference Chairs

Luiz Moutinho, Suffolk Business School, University of Suffolk, England
Xin-She Yang, Middlesex University, UK

Program Chairs

Hui Yu, University of Portsmouth, UK
Farid Meziane, University of Salford, UK
Abd-El-Kader Sahraoui, University of Toulouse, France
Paolo Terenziani, DISIT - Universita' del Piemonte Orientale, Italy
Hoang Nguyen, Gdynia Maritime University, Poland
Moh'd Sami Ashhab, American University of Ras AI Khaimah, UAE

International Technical Committee

Kang Li, Queen's University Belfast, UK
Adrian Bors, University of York, UK
Gary B. Wills, University of Southampton, UK
Lyudmila Mihaylova, University of Sheffield, UK
Nidhal Carla Bouaynaya, Rowan University, USA
Momin Jamil, Harman International, Germany
Eneko Osaba Icedo, TECNALIA Research and Innovation, Spain
Gebrail Bekdas, University of Istanbul, Turkey
Eric Tsui, The Hong Kong Polytechnic University, China
Yu-Hong Wei, Yuan Ze University, Taiwan
Kai-Wei Ke, National Taipei University of Technology, Taiwan
Nasiroh Omar, Universiti Teknologi MARA, Malaysia
Muhammad Shafie Abd Latiff, Universiti Teknologi Malaysia, Malaysia
Rose Alinda binti Alias, Universiti Teknologi Malaysia, Malaysia
Md Rahim Sahar, Universiti Teknologi Malaysia, Malaysia

Abnormal Internet Usage Detection in LAN Islamic University of Riau Indonesia

Sri Listia Rosa

Department of Informatics Engineering, Faculty of Engineering, Universitas Islam Riau, Indonesia
srilistiarosa@eng.uir.ac.id

Evizal Abdul Kadir

Department of Informatics Engineering, Faculty of Engineering, Universitas Islam Riau, Indonesia
evizal@eng.uir.ac.id

ABSTRACT

Increasing internet network traffic in a Local Area Network (LAN) will impact to internet access performance. Abnormal internet traffic monitoring system is very important to detect anomaly usage of internet bandwidth. In Islamic University of Riau (UIR) one of the issue related internet usage and normal method is by tapping a monitoring computer to the main terminal of LAN or source of internet provider. This research proposes a new method of monitoring system that gives detail information by using traffic behavior method and history of traffic connected, whereas detail information of internet bandwidth used is monitored for analysis. In this research case location is in Islamic University of Riau, Indonesia campus LAN area. Results shows graph of monitoring in day time because of student activities only in that time, various website and link access by students and staff in the campus be able to captured including duration with specific time. This method gives continues and accurate data to capture anomaly data use including Internet Protocol (IP) address of computer or device connected. The system help operator to give report related to internet usage and user who connected as well as data used in automatic system.

CCS Concepts

• Information systems → Mobile information processing systems • Networks → Network performance analysis

Keywords

Abnormal; Internet Usage; Detection; LAN; UIR

1. INTRODUCTION

The rapid increase of internet usage today causes demand for good quality of service need to be improve, it's not just being connected to the internet furthermore gives faster connectivity and access to internet. In order to provide good services for internet access to the user many things need check and some more problem is facing depend on case. This research aims to analyze abnormality in internet usage in Local Area Network (LAN) at Islamic University of Riau (UIR) campus. Furthermore, detection of abnormality usage is not only in which area or user but the data usage and access to which website. Some research related to the internet access and

Permission to make digital or hard copies of all or part of this work for personal or classroom use is granted without fee provided that copies are not made or distributed for profit or commercial advantage and that copies bear this notice and the full citation on the first page. Copyrights for components of this work owned by others than ACM must be honored. Abstracting with credit is permitted. To copy otherwise, or republish, to post on servers or to redistribute to lists, requires prior specific permission and/or a fee. Request permissions from Permissions@acm.org.

ICIST '18, June 30-July 2, 2018, London, United Kingdom

©2018 Association for Computing Machinery.

ACM ISBN 978-1-4503-6461-4/18/06...\$15.00

<https://doi.org/10.1145/3233740.3233746>

abnormality usage have been done by others researches as mention [1, 2] to solve the problem that abnormal traffic including Internet worm and Peer to Peer (P2P) downloading has occupied the LAN's bandwidth, a danger-theory-based model to detect anomaly traffic in LAN. Another research discuss in Distributed Denial of Service (DDoS) attacks, can be very dangerous and cannot be easily prevented. DDoS attack by means of monitoring abnormal traffic in the network. This approach reads traffic data and from that it is possible to build a model, by means of which future data may be predicted and compared with observed data, in order to detect any abnormal traffic [3]. In [4-6] elaborated detection of network abnormality which can determine whether a LAN is suffering from a flooding attack within a very short time unit. The detection engine of the system is based on the incremental mining of fuzzy association rules from network packets, in which membership functions of fuzzy variables are optimized by a genetic algorithm.

Intrusion Detection Systems (IDS) monitor inbound and outbound network activity, identifying suspicious traffic. IDS compare typical network activity with daily network activity, searching for anomalous traffic. If the IDS detects anomalous traffic, it sends an alert for classification of normal traffic and the set of selected attacks [7, 8]. In [9] discuss on the use of a flow-based Voice over Internet Protocol (VoIP) in detection of anomaly traffic that could find three representative VoIP anomaly attacks of flooding that could be easily exploited in the real VoIP network. In [10] discuss on a Storm, Flink, and Spark streaming for online Internet traffic monitoring system based on Spark Streaming. The system comprises three parts, namely, the collector, messaging system, and stream processor. Considered the TCP performance monitoring as a special use case of showing how network monitoring can be performed with our proposed system.

Network traffic anomaly detection is an important part in network security. Empirical Mode Decomposition (EMD) on the network traffic, calculate the weighted self-similarity parameter based on the first Intrinsic Mode Function to analyze and detect suspicious activities as proposed by [11]. Network traffic monitoring system oriented IPv6, the system use for collection NetFlow data to make statistics and analysis. The key technologies used in the system were introduced and the main framework of the system was given. The system can display details of the network traffic and response to abnormal traffic. It can meet the security requirements of the next generation Internet [12]. Propose a real-time anomaly detection method based on dynamic k-NN cumulative-distance abnormal detection algorithm. A distributed steam computing technology. Experimental results from evaluation by real-world dataset for real-time anomaly detection solution in high-speed network [13].

Network administrators to ensure that all the users within network get fair share of bandwidth, any bandwidth limit violations are identified and provide some additional controls like denied access to particular websites, etc. To achieve this, network administrators

monitor all the traffic between the LAN in campus-wide network and the outside Internet world. This monitoring is typically achieved by capturing and analyzing the traffic logs at the Proxy Server, installed between the LAN and the outside Internet. A new method to attempt and provide for intelligent actionable information to network administrators by analyzing and predicting the Internet access behavior at network layer using machine learning algorithms. By network layer that focus on characterizing traffic at IP address level as discuss by [14-16]. In this research propose a new method for detection of internet access usage abnormality in LAN of Islamic University of Riau based on internet access from user, some algorithm and method implement to achieve accurate detection and data classification in this data tapping to main network of the LAN.

2. NETWORK DEVELOPMENT LIFE CYCLE

Traffic monitoring is a better method than network monitoring. This method can see the actual packet of traffic on the network and generate reports based on traffic on the internet network. In this case it is not only to detect equipment that uses internet access excessively but also to determine whether a component is overloaded or poorly configuration and connection. In the system that will be developed using Network Development Life Cycle method (NDLC), which is a process approach in data communication that describes the cycle of no beginning and end in observing the network as the following stages.

- Analyze the need to conduct research of existing problems, network topology at UIR campus.
- Designing a network monitoring schedule in a very precise time scale to produce accurate results and data.
- Simulation of prototype done by execution of research on internet network at UIR campus.
- Implementation and analysis of monitoring results using appropriate methods to produce good detection.
- Management of network bandwidth allocation by administrators.
- Location to be done in detecting abnormal is UIR campus leased line network.

2.1 Simple Network Management Protocol (SNMP)

The SNMP is the Internet Protocol Suite, created by the Internet Engineering Task Force (IETF) in 1988. The initial goal of creating SNMP protocols in managing the various devices is increasing as the Internet grows. SNMP was developed to provide basic and easy network management tools implemented for Transmission Control Protocol / Internet Protocol (TCP/IP) protocols. SNPM is a protocol of the Application layer used for network management systems, monitoring network devices so that it is easier to provide information for network managers.

The SNMP management server can test to check the status of the connected network devices physically. In the data link layer, the SNMP management server is used to configure, enable, and disable connections on the network. The SNMP management server can receive outbound and incoming data frame of the network, and know the error on every device that is communicating. In the network layer, the SNMP management server checks IP address assignments, address translation tables, and routing tables. In the transport layer, the SNMP management server can calculate the duration of device connections with TCP, so the SNMP management server is able to

calculate TCP Traffic and User Datagram Protocol (UDP) as well as calculate the error. Thus SNMP can be used for surveillance, statistical collection, job inspection and security of a network.

2.2 Wireshark

Wireshark is a network packet analyzer to capture network packets and try to display packet data as much as possible. This Wireshark of network packet analysis as a measuring tool used to check what is going on inside the network cable, such as a voltmeter used by an electrician to check what is going on in a power cord (but at a higher level). In the past, such this tools were very expensive and exclusive. The advent of Wireshark all of that has changed, Wireshark is one of the best open source packet analyzers available today. There are some examples of advantages using Wireshark such as:

- a. The network administrator uses it to troubleshoot network problems.
- b. Network security engineers use it for check security issues.
- c. The developer uses it for the implementation of the debug protocol.
- d. People use it to learn the internal network protocol.

Besides these examples of Wireshark that can help in many other situations as well. The following are just a few of the many features of Wireshark available.

- a. Available for operating systems such as UNIX and Windows.
- b. Capture of live packet data from the network interface.
- c. File containing the captured packet data with tcpdump/ WinDump, Wireshark, and a host of other packet capture programs.
- d. Import the packet from a text file containing the hex dump from the data packet.
- e. Package view with very detailed protocol information.
- f. Save packet data captured.
- g. Export some or all packages in a number of file capture formats.
- h. Filter packages on many criteria.
- i. Search for packages on many criteria.
- j. Screen Colorize package based on filter.
- k. Create various statistics.

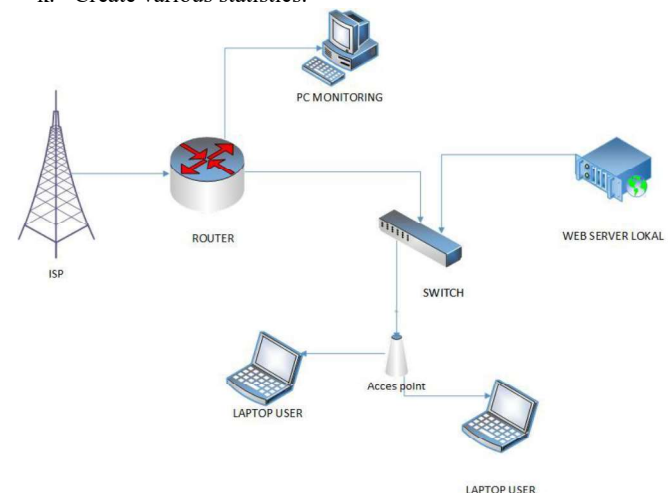


Figure 1. Monitoring system diagram.

3. TRAFFIC MONITORING SYSTEM

Internet network connection system used in UIR is mesh topology which peer internet network from an Internet Service Provider (ISP)

center in Information Technology (IT) center of UIR and then divided again by using access control at Mikrotik system. In every faculty installed a switch then directed to access point. Internet network in BAIT used also login system to access internet for security and to control users accessing network system, by using local server as a tool to perform student data filter which use internet access is UIR student. Login access menu use data of Student Registration Number (NPM) every student in UIR has it. To check the amount of data access and internet needs of students who continue to increase researchers do internet traffic usage analysis in UIR.

In Figure 1 shows the design of monitoring scheme to be conducted in this research. Researchers use the port path on the router connected to the Internet Service Provider (ISP), on the router port will be connected to Personal Computer (PC) monitoring in order to analyze internet usage traffic in UIR campus. The tools use will be installed on the PC monitoring which is Wireshark, to check the detailed topology of the UIR network structure along with each Internet Protocol (IP) in each Faculty with in UIR campus as elaborate in Figure 2.

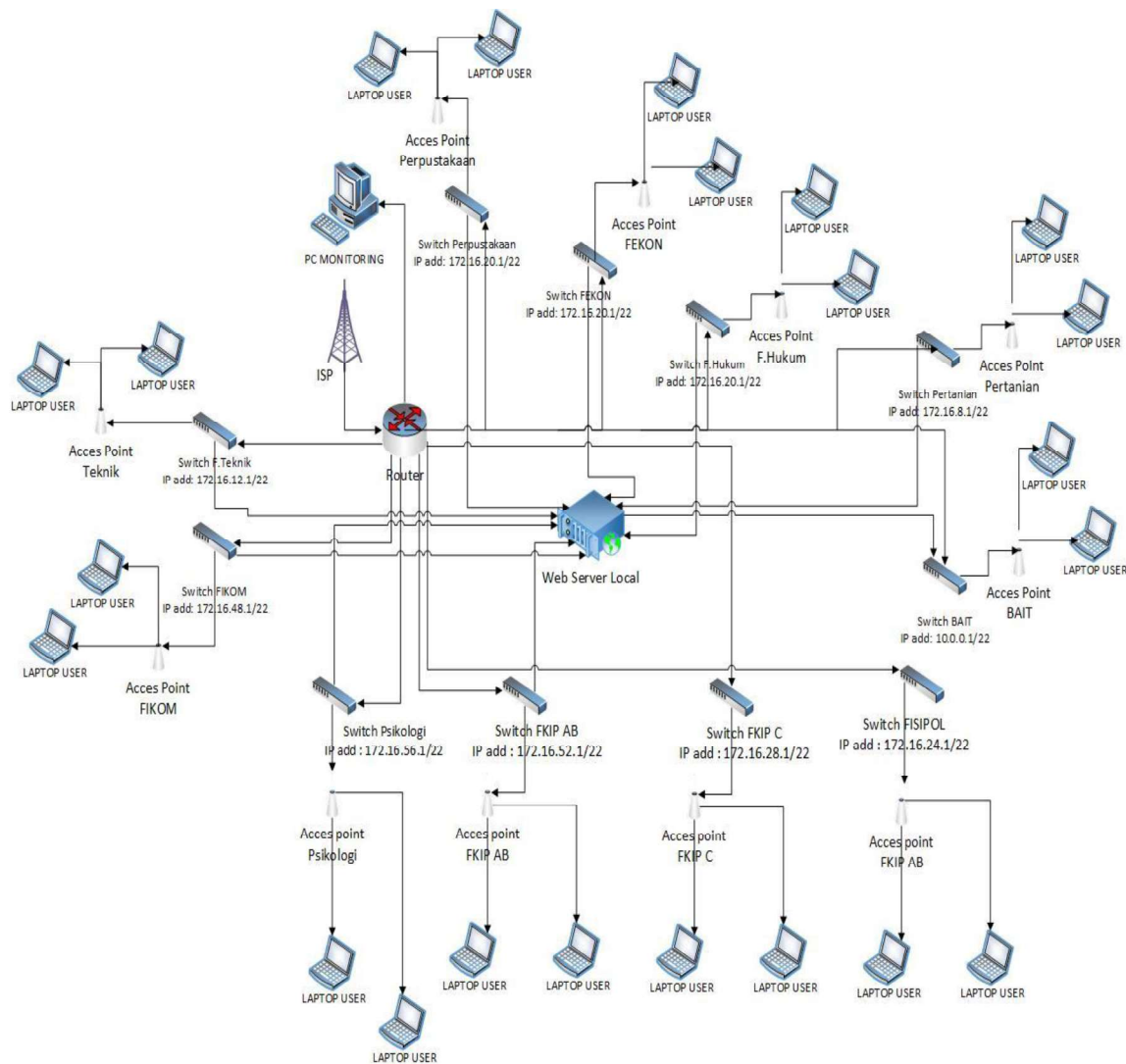


Figure 2. Monitoring system diagram setup in UIR campus

Sniffing is the process of analyzing data packets on a computer network system, one of ability is to monitor and capture all connected network traffic regardless of who it is sent to. To analyze the data packets that pass on the Internet network and measure the optimal or not the use of the Internet network and can find the peak time of accessing the internet highest by doing sniffing.

4. RESULTS AND DISCUSSION

Monitoring of internet traffic abnormality usage by user is tapping at UIR internet network main server as mention previously. Monitoring station at incoming ISP and router, data collected from this network keep record and any abnormality access were alert by system. In the process of building an optimal network is required the results of traffic analysis of Internet usage by the user because with the data analysis results can be used to evaluate the design of a more optimal network

system again in performing bandwidth management for user needs. Internet traffic usage analyze by using Wireshark tool to do sniffing at router and Mikrotik to get packet from a network and do filter data packet of type HTTP because HTTP type data which is often accessed by internet user. Figure 3 shows a graph of results monitoring and there is a pick point that indicated abnormal accessed by users. This results find in second day of monitoring started.

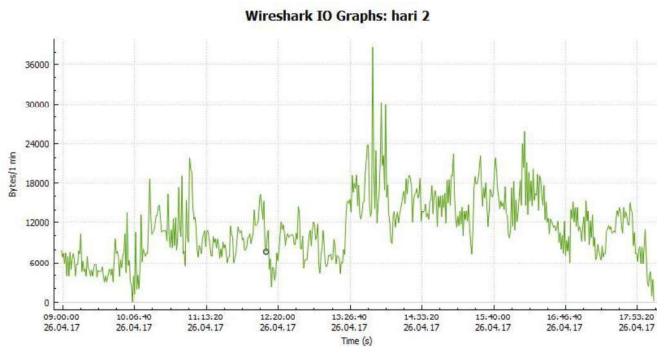


Figure 3. Results of monitoring in second day

Monitoring time normally start in morning and finish by afternoon because in this session were high usage of internet, night time no much internet access because no lecture and activity over 5pm. Detail of abnormally traffic usage in which area or faculty as well at who's computer can be check and analyze detail including which page or history been visit. The record and history furthermore send to campus management for future action plan and countermeasure for campus planning in internet access. Figure 4 shows a results with abnormality detected in day 8th.

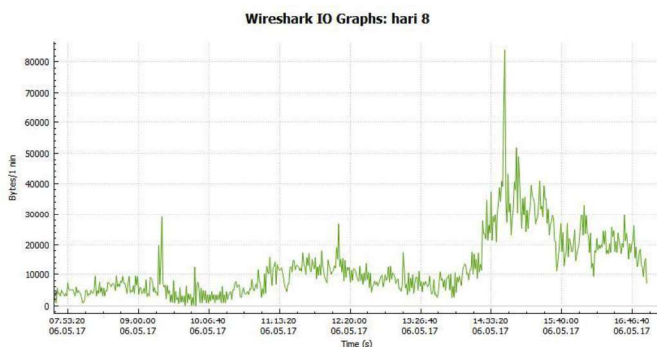


Figure 4. Results of monitoring in second day

Figure 5 shows a results with abnormality detected in day 9th, in this case abnormality happen in mid time of day.

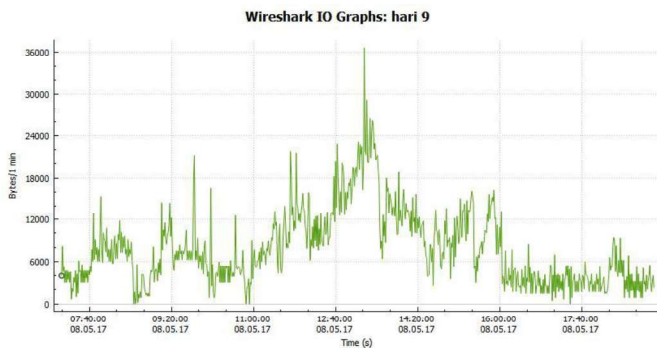


Figure 5. Results of monitoring in second day

Figure 6 shows a results with abnormality detected in day 12th, according to the pattern there are some abnormality indicated by multi users accessing internet in over capacity.

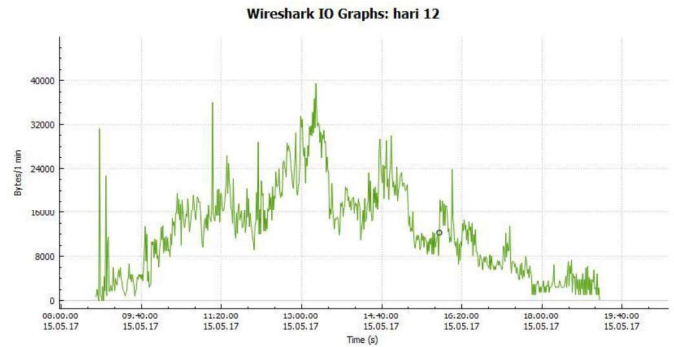


Figure 6. Results of monitoring in second day

Figure 7 shows a results with abnormality detected in day 19th, the pattern shows internet abnormality accessing a bit difference because in normal data usage is low but suddenly internet accessing tremendously hit pick in high data rate, data shows happened in two time in morning and daytime. According the graph shows indication of user accessing in suspicious website that absorb bandwidth in high suddenly.

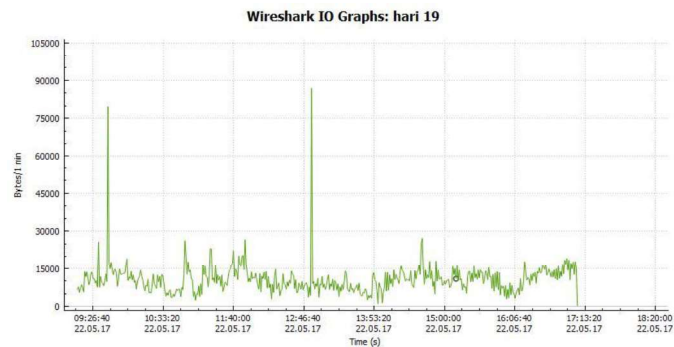


Figure 7. Results of monitoring in second day

Figure 8 shows a results with abnormality detected in day 20th, data shows abnormality similar to figure 7 but only in morning time.

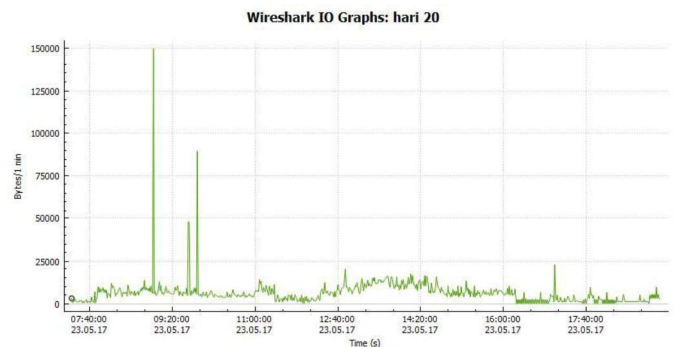


Figure 8. Results of monitoring in second day

Figure 9 shows a results with abnormality detected in day 21th, graph shows normal data accessing but only a bit hit to the pick.

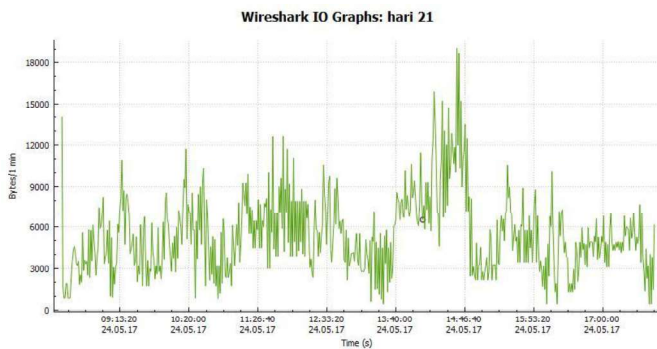


Figure 9. Results of monitoring in second day

Figure 10 shows a results with abnormality detected in day 26th, graph shows in mid time of day hit up suddenly as similar to day 7th.

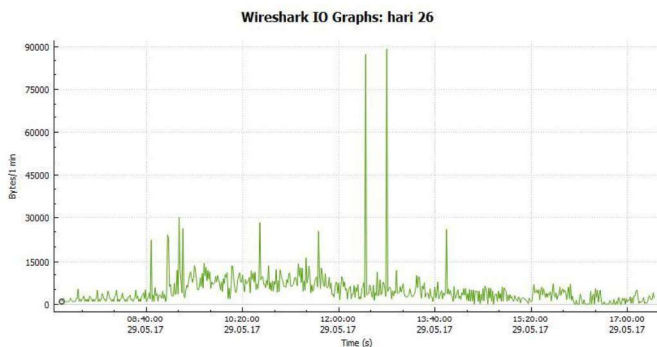


Figure 10. Results of monitoring in second day

Figure 11 shows a results with abnormality detected in day 27th, this results shows internet access by users seem like normal and only in the afternoon some high bandwidth of internet usage.

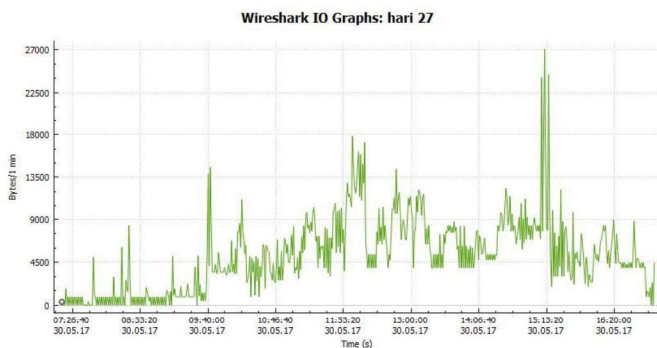


Figure 11. Results of monitoring in second day

Results of internet monitoring have been shows with in data collection time 30 days, in this results can be analyzing that abnormal internet usage by users is by accessing suspicious web and steaming in the same time within group and suddenly hit up to the pick. While accessing in group and bandwidth suddenly hit up then slow internet access make users could not be access or continue steaming then bandwidth usage come to the normal rate, this phenomenon is happening every day in UIR campus internet network.

5. CONCLUSION

This research applies in Islamic University of Riau campus LAN, internet access is very important for students and lecturer. Based on research and analysis in internet abnormal detection as shown in results, some graph increasing of data usage tremendously and down

suddenly, others results shown keep increasing but maintain that makes internet access very slow and impact to University operational. Abnormal detection system found similar user to access internet with similar website to access and link, the first is live streaming and video conference. As results shown be able to conclude that increasing internet bandwidth is not main solution for current campus issue but bandwidth management is very significant solution then follow by increasing bandwidth.

6. ACKNOWLEDMENT

Our thank you to Universitas Islam Riau and Ministry of Research Technology and Higher Education of Indonesia (KEMENRISTEKDIKTI) for funding this project.

7. REFERENCES

- [1] W. Xiuying, X. Lizhong, and S. Zhiqing, "A Danger-Theory-Based Abnormal Traffic Detection Model in Local Network," in *2008 International Conference on Computer Science and Software Engineering*, 2008, vol. 3, pp. 943-946.
- [2] T. S. Choi *et al.*, "On the design and performance of an Internet application traffic monitoring system," in *2004 IEEE International Workshop on IP Operations and Management*, 2004, pp. 41-47.
- [3] M. Alkasassbeh, "A Novel Hybrid Method for Network Anomaly Detection Based on Traffic Prediction and Change Point Detection," *Journal of Computer Science*, vol. 14, no. 2, 2018. Cornell University Library
- [4] M. Y. Su and S. C. Yeh, "An online response system for anomaly traffic by incremental mining with genetic optimization," *Journal of Communications and Networks*, vol. 12, no. 4, pp. 375-381, 2010.
- [5] B. Siregar, M. S. Manik, R. Rahmat, U. Andayani, and F. Fahmi, "Implementation of network monitoring and packets capturing using random early detection (RED) method," in *2017 IEEE International Conference on Communication, Networks and Satellite (Comnetsat)*, 2017, pp. 42-47.
- [6] E. A. Kadir, A. Siswanto, and A. Syukur, "Performance analysis of wireless LAN 802.11n standard for e-Learning," in *2016 4th International Conference on Information and Communication Technology (ICoICT)*, 2016, pp. 1-6.
- [7] M. J. Vargas-Muñoz, R. Martínez-Peláez, P. Velarde-Alvarado, E. Moreno-García, D. L. Torres-Roman, and J. J. Ceballos-Mejía, "Classification of network anomalies in flow level network traffic using Bayesian networks," in *2018 International Conference on Electronics, Communications and Computers (CONIELECOMP)*, 2018, pp. 238-243.
- [8] J. B. MUTHUKUMARb, "Intrusion Detection System (IDS): Anomaly Detection using Outlier Detection Approach," in *International Conference on Intelligent Computing, Communication & Convergence (ICCC-2015)*, 2015, vol. 48: Procedia Computer Science.
- [9] H. Son and Y. Lee, "Detecting Anomaly Traffic using Flow Data in the real VoIP network," in *2010 10th IEEE/IPSJ International Symposium on Applications and the Internet*, 2010, pp. 253-256.
- [10] B. Zhou *et al.*, "Online Internet traffic monitoring system using spark streaming," *Big Data Mining and Analytics*, vol. 1, no. 1, pp. 47-56, 2018.
- [11] J. Han and J. Z. Zhang, "Network traffic anomaly detection using weighted self-similarity based on EMD," in *2013 Proceedings of IEEE Southeastcon*, 2013, pp. 1-5.
- [12] Y. Liu, J. Sun, R. Sun, and Y. Wen, "Next Generation Internet Traffic Monitoring System Based on NetFlow," in *2010 International Conference on Intelligent System Design and Engineering Application*, 2010, vol. 1, pp. 1006-1009.
- [13] S. Ruoning and L. Fang, "Real-time anomaly traffic monitoring based on dynamic k-NN cumulative-distance abnormal detection algorithm," in *2014 IEEE 3rd International Conference on Cloud Computing and Intelligence Systems*, 2014, pp. 187-192.

- [14] N. Bansal and R. Kaushal, "Unusual internet traffic detection at network edge," in *2015 International Conference on Computing and Network Communications (CoCoNet)*, 2015, pp. 179-185.
- [15] M. M. Ahmed, S. Banu, and B. Paul, "Real-time air quality monitoring system for Bangladesh's perspective based on Internet of Things," in *2017 3rd International Conference on Electrical Information and Communication Technology (EICT)*, 2017, pp. 1-5.
- [16] Evizal, T. A. Rahman, and S. K. A. A. Rahim, "Active RFID Technology for Asset Tracking and Management System," *TELKOMNIKA*, vol. 11, no. 1, pp. 137-146, 2013.

30-2 JUNE-JULY

2018

CERTIFICATE
of
BEST PRESENTATION

2018 International Conference on Intelligent
Science and Technology

London, United Kingdom

June-2 July, 2018

AFFILIATED TO


The Chairman & the Board of Directors of ICIST 2018 Conference

Certify that

Dr. Evizal Kadir

Participated in 2018 International Conference on Intelligent
Science and Technology
(ICIST 2018)

Your oral presentation has been selected as the best one of
this conference



Session Chair



Prof. Luiz Moutinho
ICIST Conference Executive

www.icist.org