

### 3. Determination of optimum CO<sub>2</sub> water alternating gas (CO<sub>2</sub>-WAG) ratio in Sumatera Light Oilfield




Volume 69 • Issue P4 • 2022

ISSN 2214-7853

# materialstoday: PROCEEDINGS

National Conference on Environmental Toxicology: Impact on Human Health (EnvTox 2021)

Guest Editors: Kumud Kant Awasthi, Chandra Shekhar Yadav and Mahipal Singh Sankhla



**materialstoday**  
Connecting the materials community



ScienceDirect®

[Submit your article](#)[Menu](#)[Search in this journal](#)

# SIE 2019: Sustainable & Integrated Engineering International Conference

Copyright © 2019 Elsevier Ltd. All rights reserved. Selection and peer-review under responsibility of the scientific committee of the SIE 2019: Sustainable & Integrated Engineering International Conference.

Edited by Zaini Ahmad, Agus Arsad, Arizu Sulaiman, Mohd Kamaruddin Abd Hamid

Volume 39, Part 2,

Pages 903-1102 (2021)

 [Download full issue](#)

[< Previous vol/issue](#)[Next vol/issue >](#)

Receive an update when the latest issues in this journal are published

[Sign in to set up alerts](#)

Research article  Abstract only

[FEEDBACK !\[\]\(166772600a13ad0a433053f90fe45649\_img.jpg\)](#)

[Submit your article](#)[Menu](#)[Search in this journal](#)

Research article  Abstract only

## Evaluation of dyes removal by beta-cyclodextrin adsorbent

Noor Suhailah Sulaiman, Muhammad Abbas Ahmad Zaini, Agus Arsad

Pages 907-910

[Purchase PDF](#) [Article preview](#)

Research article  Abstract only

## Green concrete composites production comprising metalized plastic waste fibers and palm oil fuel ash

Rayed Alyousef, Hossein Mohammadhosseini, Mahmood Md. Tahir, Hisham Alabduljabbar

Pages 911-916

[Purchase PDF](#) [Article preview](#)

Research article  Abstract only

## Effects of physical activation on pore textures and heavy metals removal of fiber-based activated carbons

Muhammad Abbas Ahmad Zaini, Lee Lin Zhi, Tang Shu Hui, Yoshimasa Amano, Motoi Machida

Pages 917-921

[Purchase PDF](#) [Article preview](#)

Research article  Abstract only

## Biomass as a potential source of sustainable fuel, chemical and tribological materials – Overview

Anthony Chukwunonso Opia, Mohd Kameil Bin Abdul Hamid, Samion Syahrullail, Abu Bakar Abd Rahim, Charles A.N. Johnson

Pages 922-928

[FEEDBACK](#)

[Submit your article](#)[Menu](#)[Search in this journal](#)

~~Fahsani Alabdulljabbar, Frossem Mohammedosseini, Mahmood M. Tahir, Kaye Aiyousei~~

Pages 929-934

[Purchase PDF](#) [Article preview](#)

Research article  Abstract only

### Outcome of mix Ce and Er addition on solidification microstructure of the LM25 (Al-7Si-alloy)

Faraj Saeid Adrees Majeed, Nordin Bin Mohd Yusof, Mohd Azlan Suhaimi, Rosli Bin Ahmad, ... Mohd Sallehuddin Bin Yusof

Pages 935-940

[Purchase PDF](#) [Article preview](#)

Research article  Abstract only

### Microstructural characterization of modified plasma spray LZ/YSZ thermal barrier coating by laser glazing

Azrina Arshad, Muhamad Azizi Mat Yajid, Mohd Hasbullah Idris

Pages 941-946

[Purchase PDF](#) [Article preview](#)

Research article  Abstract only

### Influence of tartaric acid as the complexing agent on the properties of chemical bath deposited $\text{FeS}_x\text{O}_y$ thin films

A.H. Hidzir, N.B. Haladin, M.Z.M. Yusop, N. Ibrahim, A. Supee

Pages 947-950

[Purchase PDF](#) [Article preview](#)

Research article  Abstract only

[FEEDBACK](#)

[Submit your article](#)[Menu](#)[Search in this journal](#)

Research article  Abstract only

### Comparative study on the enhancement of thermo-mechanical properties of carbon fiber and glass fiber reinforced epoxy composites

Zahid Iqbal Khan, Agus Arsad, Zurina Mohamad, Unsia Habib, Muhammad Abbas Ahmad Zaini  
Pages 956-958

[Purchase PDF](#) [Article preview](#) 

Research article  Abstract only

### The effect of kenaf loading on the mechanical properties of kenaf-reinforced recycled poly(ethylene terephthalate)/recycled poly(propylene) (rPET/rPP) composite

Nur Hidayah Marzuki, Mat Uzir Wahit, Agus Arsad, Norhayani Othman, Noor Izyan Syazana Mohd Yusoff  
Pages 959-964

[Purchase PDF](#) [Article preview](#) 

Research article  Abstract only

### The effect of fly ash and silica fume on self-compacting high-performance concrete

F.A. Mustapha, A. Sulaiman, R.N. Mohamed, S.A. Umara  
Pages 965-969

[Purchase PDF](#) [Article preview](#) 

Research article  Abstract only

### Determination of optimum CO<sub>2</sub> water alternating gas (CO<sub>2</sub>-WAG) ratio in Sumatera Light Oilfield

Muslim Abdurrahman, Fiki Hidayat, Ully Z. Husna, Agus Arsad  
Pages 970-974

[Purchase PDF](#) [Article preview](#) 

[FEEDBACK](#) 

[Submit your article](#)[Menu](#)[Search in this journal](#)[Purchase PDF](#) [Article preview](#) Research article  Abstract only

### Efficient adsorptive removal of methylene blue from synthetic dye wastewater by green alginate modified with pandan

Abu Hassan Nordin, Khairudin Ahmad, Leow Kai Xin, Wong Syieluing, Norzita Ngadi

Pages 979-982

[Purchase PDF](#) [Article preview](#) Research article  Abstract only

### Performance evaluation of concrete with Arabic gum biopolymer

Abdeliazim Mustafa Mohamed, Mohd Azreen Mohd Ariffin, Hichem Smaoui, Mohd Hanim Osman

Pages 983-987

[Purchase PDF](#) [Article preview](#) Research article  Abstract only

### The fibre shear supplement of precast beam-half joints using steel fibre self-compacting concrete

N.F. Zamri, R.N. Mohamed, I.S. Ibrahim

Pages 988-992

[Purchase PDF](#) [Article preview](#) Research article  Abstract only

### Sodium hydrogen bicarbonate and water as blowing agent in palm kernel oil based polyol polyurethane foam

T. Fawzi, L.J. Yu, K.H. Badri, Zainuddin Sajuri, ... Se Yong Eh Noum

Pages 993-998

[Purchase PDF](#) [Article preview](#) [FEEDBACK](#)

[Submit your article](#)[Menu](#)[Search in this journal](#)[Purchase PDF](#) [Article preview](#) Research article  Abstract only

## Thermal component for an electrochemical lithium-Ion battery model: Impact and variation on the battery performance

M.I. Ardani, M. Ab. Wahid, M.H. Ab. Talib, Z.H. Che Daud, ... M.A. M. Ariff

Pages 1006-1009

[Purchase PDF](#) [Article preview](#) Research article  Abstract only

## Nanofiltration of binary palm oil/solvent mixtures: Experimental and modeling

Ki Min Lim, Nazlee Faisal Ghazali

Pages 1010-1014

[Purchase PDF](#) [Article preview](#) Research article  Abstract only

## Dielectric and adsorptive properties of potassium hydroxide-treated castor residue carbons

Zulfitriah Surdi, Tang Shu Hui, Lee Lin Zhi, Muhammad Abbas Ahmad Zaini, Agus Arsad

Pages 1015-1019

[Purchase PDF](#) [Article preview](#) Research article  Abstract only

## Optimizing water shut off (WSO) by utilizing cross-linker additive system in the nearby wellbore treatment in sandstone environment

D. Putra, M. Ardiansyah

Pages 1020-1024

[Purchase PDF](#) [Article preview](#) [FEEDBACK](#)

[Submit your article](#)[Menu](#)[Search in this journal](#)[Purchase PDF](#) [Article preview](#) Research article  Abstract only

## Laser surface cladding of mild steel with 316L stainless steel for anti-corrosion applications

Essam R.I. Mahmoud, Sohaib Z. Khan, Muhammad Ejaz

Pages 1029-1033

[Purchase PDF](#) [Article preview](#) Research article  Abstract only

## Pullout behaviour of ribbed bars in self-compacting concrete with steel fibers

Nelly Majain, Ahmad Baharuddin Abdul Rahman, Azlan Adnan, Roslli Noor Mohamed

Pages 1034-1040

[Purchase PDF](#) [Article preview](#) Research article  Abstract only

## A novel modified re-entrant honeycomb structure to enhance the auxetic behavior: Analytical and numerical study by FEA

Sohaib Z. Khan, Farrukh Mustahsan, Essam R.I. Mahmoud, S.H. Masood

Pages 1041-1045

[Purchase PDF](#) [Article preview](#) Research article  Abstract only

## Development of light-transmitting concrete – A review

Shing Mei Chiew, Izni Syahrizal Ibrahim, Noor Nabilah Sarbini, Mohd Azree Mohd Ariffin, ... Jitendra Kumar Singh

Pages 1046-1050

[Purchase PDF](#) [Article preview](#) [FEEDBACK](#)



[Submit your article](#)[Menu](#)[Search in this journal](#)Research article  Abstract only

### Effect of heat treatment on modulus hardening and phase transformation in experimental 7xxx stir-cast alloy from recycled beverage cans

Abubakar Kazeem, Nur Azam Badarulzaman, Wan Fahmin Faiz Wan Ali  
Pages 1056-1060

[Purchase PDF](#) [Article preview](#) Research article  Abstract only

### Experimental of alternative demulsifier formulation from corn oil in overcoming water-oil emulsion

Tomi Erfando, Idham Khalid, Rizky Bahari  
Pages 1061-1064

[Purchase PDF](#) [Article preview](#) Research article  Abstract only

### Electrode materials application and performance for seawater power source

M.Z. Md. Zain, N.A.A. Napiyah, M.A. Shadan, T.O. Sadiq, ... N.A. Fadil  
Pages 1065-1070

[Purchase PDF](#) [Article preview](#) Research article  Abstract only

### Electroless deposited black nickel-phosphorous solar absorber coatings on carbon steel: Effect of plating bath pH

N.N.A. Azli, N.F. Mohd Amin, S.T. Oluhende, S.N.A. Mohamad, N.A. Fadil  
Pages 1071-1076

[Purchase PDF](#) [Article preview](#) [FEEDBACK](#) 

[Submit your article](#)[Menu](#)[Search in this journal](#)[Purchase PDF](#) [Article preview](#) Research article  Abstract only

### Statistical analysis of xylanase production from solid state fermentation of rice husk associated fungus *Aspergillus niger*

Siti Afiqah Razali, Nazaitulshila Rasit, Chee Kuan Ooi

Pages 1082-1087

[Purchase PDF](#) [Article preview](#) Research article  Abstract only

### Study of hydrogen adsorption onto kenaf sorbent surface by metal impregnation method

S.N. Ezaty, N. Zaini, N.J. Farahhin, K.S.N. Kamarudin

Pages 1088-1093

[Purchase PDF](#) [Article preview](#) Research article  Abstract only

### Experimental analysis of cassava starch as a fluid loss control agent on drilling mud

Novrianti, Idham khalid, Yuliastini, Adi Novriansyah

Pages 1094-1098

[Purchase PDF](#) [Article preview](#) Research article  Abstract only

### Drilling mud performances consist of CMC made by carton waste and $\text{Na}_2\text{CO}_3$ for reducing lost circulation

Novia Rita, Idham Khalid, Muhammad Ridho Efras

Pages 1099-1102

[Purchase PDF](#) [Article preview](#) [FEEDBACK](#)

Submit your article

Menu



Search in this journal

ISSN: 2214-7853

Copyright © 2022 Elsevier Ltd. All rights reserved



ELSEVIER

Copyright © 2022 Elsevier B.V. or its licensors or contributors.  
ScienceDirect® is a registered trademark of Elsevier B.V.



FEEDBACK



**Sustainable & Integrated Engineering  
International Conference**  
8 - 9 December 2019 • Putrajaya  
<http://engineering.utm.my/sie2019/>



# Organizing Committee

## Organizing committee



### Advisors

Prof. Dato' Ir. Dr. Mohammed Rafiq bin Dato' Abdul Kadir  
Prof. Dr. Naomie Salim

### General Chairs

Assoc. Prof. Ir. Dr. Zaini Ahmad  
Prof. Dr. Syed Abd. Rahman Syed Abu Bakar

### Technical Program Chairs

Assoc. Prof. Dr. Mohd. Kamaruddin Abd Hamid  
Assoc. Prof. Dr. Norhayati Ahmad  
Assoc. Prof. Dr. Agus Arsad  
Assoc. Prof. Dr. Arizu Sulaiman  
Dr. Ting Chee Ming  
Dr. Maheyzah Sirat  
Dr. Musa Mohd Mokji

### Finance Chairs

Assoc. Prof. Dr. Tuty Asma Abu Bakar  
Dr. Zarina Ab Muis

### Publication Chair

Assoc. Prof. Ir. Dr. Malarvili Bala Krishnan

**Website & Publicity Chair**

Dr. Usman Ullah Sheikh

**Sponsorship Chair**

Dr. Nor Hasrul Akhmal Ngadiman

**Event Manager**

Dr. Azizul Azri Mustaffa

Dr. Mohd Asmadi Mohammed Yussuf

**Logistic & Technical**

Dr. Aizuddin Supee

**Protocol / Local Arrangement Chair**

Dr. Zalilah Sharer

**Secretariat**

Dr. Noraliani Alias

# International & Local Technical Committee Members

---

**Chemical Engineering**

- Assoc. Prof. Dr. Agus Arsad (UTM)
- Dr. Muslim Abdurrahman (Universitas Islam Riau, Indonesia)
- Ir. Dr. Muhammad Abbas Ahmad Zaini (UTM)
- Dr. Faisal Amri Tanjung (Universitas Medan Area, Indonesia)
- Dr. Muzaffar Zulkifli (Universiti Kuala Lumpur)

**Civil Engineering**

- Assoc. Prof. Dr. Arizu Sulaiman (UTM, Malaysia)
- Prof. Ir. Dr. Mahmood Md Tahir (UTM, Malaysia)
- Prof. Dr. Sobri Harun (UTM, Malaysia)

- Ir. Dr. Anuar Kasa (UKM, Malaysia)
- Prof. Dr. Jahangir Mirza (Research Institute of Hydro-Quebec, Canada)
- Prof. Ir. Dr. Anis Saggaf (Universitas Sri Wijaya, Indonesia)

### **Education Engineering**

- Prof. Dr. Khairiyah Mohd. Yusof (Malaysia)
- Prof. Dr. Sunil Maharaj (South Africa)
- Prof. Dr. William Oakes (USA)
- Assoc. Prof. Dr. Mohd Kamaruddin Abdul Hamid (UTM)
- Assoc. Prof. Ir. Dr. Syamsul Rizal Abd. Shukor (USM)
- Dr. Syed Ahmad Helmi Syed Hassan

### **Electrical Engineering**

- Assoc. Prof. Dr. Munaf Rashid (PAKISTAN)
- Assoc. Prof. Dr. Awang bin Jusoh (UTM)
- Assoc. Prof. Dr. Mohd Hanif Ibrahim (UTM)
- Dr. Syed Omid Shahdi (International)
- Dr. Norhashimah Mohd Saad (UTEM)

### **Mechanical Engineering**

- Prof. Ir. Dr. Zuhailawati Hussain
- Prof. Dr. Yunan Prawoto (South Ural State University, Russia)
- Assoc. Prof. Dr. Norhayati Ahmad (UTM)
- Assoc. Prof. Dr. Sohaib Zia Khan (Islamic Univ of Madinah)
- Ts. Dr. Mas Ayu Hassan
- Dr. Norizah Hj Redzuan (UTM)
- Dr. Roozbeh Alipour (Islamic Azad University, Mahshahr, Iran)
- Dr. Sohaib Zia Khan (Islamic Univ of Madinah)

### **Biomedical and Health Engineering**

- Dr. Muhammad Hanif Ramlee (UTM)
- Dr. Jaysuman Bin Pusppanathan (UTM)
- Dr. Siti Balqis Samdin (KAUST, Saudi Arabia)

### **Computer Engineering**

- Assoc. Prof Dr. Adnan Nadeem (Madinah)
- Dr. Siti Hajar Othman (UTM)

- Dr. Maheyzah Md Siraj (UTM)
- Dr. Haslina Hashim (UTM)
- Dr. Taqwa Ahmed (Alyamamah University, Saudi)
- Dr. Hassan Chizari (University of Gloucestershire, UK)



Faculty of Engineering | Universiti Teknologi Malaysia



Contents lists available at ScienceDirect

## Materials Today: Proceedings

journal homepage: [www.elsevier.com/locate/matpr](http://www.elsevier.com/locate/matpr)

## Determination of optimum CO<sub>2</sub> water alternating gas (CO<sub>2</sub>-WAG) ratio in Sumatera Light Oilfield

Muslim Abdurrahman<sup>a</sup>, Fiki Hidayat<sup>a,\*</sup>, Ully Z. Husna<sup>a</sup>, Agus Arsad<sup>b</sup>

<sup>a</sup> Department of Petroleum Engineering, Universitas Islam Riau, Jl. Kaharuddin Nasution No. 113, Pekanbaru 28284, Indonesia

<sup>b</sup> School of Chemical and Energy Engineering, Universiti Teknologi Malaysia, 81310 Johor Bahru, Johor, Malaysia

## ARTICLE INFO

## Article history:

Received 23 October 2019

Received in revised form 16 April 2020

Accepted 18 April 2020

Available online xxxx

## Keywords:

WAG

CO<sub>2</sub> injection

EOR

CO<sub>2</sub>-water ratio

Sumatera Light Oil

## ABSTRACT

The CO<sub>2</sub> Water Alternating Gas (CO<sub>2</sub>-WAG) injection method, allows the oil to first expand and become better able to flow because of the CO<sub>2</sub>, and then the water increases the pressure in the reservoir to flush this newly freed oil to production wells. This study is in Sarolangun District, Jambi Province which is prospect of CO<sub>2</sub> injection tertiary recovery project due to its abundant CO<sub>2</sub> reserve. The success of CO<sub>2</sub>-WAG injection can be determined by investigating ratios between CO<sub>2</sub> and water. The goal of this study is to determine optimum CO<sub>2</sub>-WAG injection ratio in Sumatera Light Oilfield. This study is done through a numerical simulation of immiscible CO<sub>2</sub>-WAG which is conducted under three scenarios of ratio using both CMG WINPROP and GEM simulator. The CO<sub>2</sub>/water ratios are varied from 1:1, 2:1 and 1:2. The study results show that the CO<sub>2</sub>/water 1:2 is the best CO<sub>2</sub>-WAG injection ratio that gives highest additional oil recovery factor of 35.24%. Additional recovery factor given by CO<sub>2</sub>/water ratio 2:1 and 1:1 is 1.49% and 19.52% respectively. Based on this study, the effect of CO<sub>2</sub>-WAG ratio to oil productivity is depending of amount of water injected. Lower initial oil viscosity lead to an insignificant effect of CO<sub>2</sub>. Proper CO<sub>2</sub>-WAG injection ratio will give an optimum oil recovery. This works will have a great use in the CO<sub>2</sub>-Enhanced Oil Recovery (EOR) application.

© 2020 Elsevier Ltd. All rights reserved.

Selection and peer-review under responsibility of the scientific committee of the SIE 2019: Sustainable & Integrated Engineering International Conference.

### 1. Introduction

Sumatera Light Oilfield is in Sarolangun, Jambi province. Geologically, this field is in the northern part of the South Sumatra back arc basin. The decline in the production rate at the field occurs due to a decrease in reservoir pressure. The low oil recovery in this field is also caused by the type of driving mechanism, that is solution gas drive [1]. Based on the simulation carried out on this field, it produces primarily with initial oil saturation of 0.65. After going through the primary recovery stage, there is a residual oil saturation of 0.44. This means that there are still plenty of oil reserves and prospects for the application of advanced oil recovery methods through the enhanced oil recovery (EOR) method. In the wake of encountering a decrease in production, the amount of residual oil reserves is still sufficiently substantial to make this field prospect for the application of methods of enhanced oil recovery (EOR). Several options of enhanced oil recovery method has been proposed in the Sumatera Basin, such as Chemical Flood in Limau Field [2], Sur-

factant Huff and Puff in this field and Semoga Field [3,4], cyclic steam [5], low salinity water [6], and CO<sub>2</sub> injection as a one-month pilot trial in this field [7]. CO<sub>2</sub> by far was the most suitable candidate due to the accessibility of extensive CO<sub>2</sub> sources in the South Sumatra Basin [8]. Meanwhile, the use of chemical mainly restricted in the stimulation process [3,4]. The result did show an increased in cumulative oil production but it is unclear how the effectiveness of the surfactant used on the project [3]. The South Sumatra is positioned third in Indonesia as a basin in which has the potential to store CO<sub>2</sub> reserves [9,10]. Some scientific trial of CO<sub>2</sub>-EOR has been developed to increase oil recovery in Sumatera Light Oilfield [7]. Source of CO<sub>2</sub> gas can be obtained from the power plant in the Bangko Tengah block area with a CO<sub>2</sub> production rate of 594,435 MMscfd [8]. The Bangko area is located in the same basin as the Sumatera Light Oilfield location, namely the South Sumatra Basin, Muaraenim Formation [11].

This case study aims to determine the optimum CO<sub>2</sub>-Water Alternating Gas (WAG) ratio in Sumatera Light Oilfield. CO<sub>2</sub>-WAG injection is basically applied to increase CO<sub>2</sub> injection sweeping, which primarily uses water to control displacement mobility and to stabilize the oil surface [12]. The CO<sub>2</sub>-WAG injection process comprises of

\* Corresponding author.

E-mail address: [fikihidayat@eng.uir.ac.id](mailto:fikihidayat@eng.uir.ac.id) (F. Hidayat).



simultaneous water and CO<sub>2</sub> injection in several cycles with the aim of increasing sweep efficiency from waterflood and minimizing viscous fingering and gas overriding through gas injection [13,14]. This technique has been increasingly popular since 1950s and the implementation has been recorded over 90% of the CO<sub>2</sub> injection projects [15–17]. CO<sub>2</sub>-WAG is the preferable method due to the fact it can give higher recovery, better sweep efficiency, and cost effective than other CO<sub>2</sub> injection method [18,19]. The WAG parameter consists of slug size, ratio, and cycle [20]. The WAG ratio is a comparison between the amount of water injected and the number of solvents injected, both expressed in units of reservoir volume [21]. The WAG ratio has a very significant influence on the design of the WAG process. Even so, basically the WAG ratio is very dependent on reservoir wettability and the availability of gas to be injected [22].

## 2. Methods

Investigation of the optimum CO<sub>2</sub>-WAG injection ratio in Sumatera Light Oilfield was carried out using a Computer Modeling Group (CMG) reservoir simulator. The homogeneous reservoir model used in this simulation has an array of technical and geological parameters as well as characteristics of certain reservoir rocks and fluids. Not all reservoirs are suitable for the application of CO<sub>2</sub>-EOR. The reservoir characteristics must go through a screening process to identify the right candidate based on several criteria, such as reservoir geology, minimum mixed pressure, oil density, and viscosity [23]. After screening the oil reservoir for CO<sub>2</sub>-EOR applications, a design development should be carried out for optimal oil recovery efficiency. EOR screening has been published to identify suitable reservoir candidates for immiscible CO<sub>2</sub> flooding, including depth deeper than 1800 ft, oil viscosity less than 600 cp, °API Gravity more than 12 and oil saturation more than 35% [24]. This model was based on the formation characteristics of Sumatera Light Oilfield in Sarolangun, Jambi. Initial oil, water, and rock properties has been set to follow the actual condition of reservoir. All of fluid and reservoir properties has been collected and estimated before by series of lab and simulation tests [25,26]. Table 1 give the information about initial reservoir pressure, reservoir temperature, the well depth, and the water-oil-contact (WOC) depth. The composition of each component used to generate the fluid model is shown by Table 2. In this work, the WINPROP that mostly used to characterize the reservoir fluid is used first, then the reservoir fluid model will be imported to CMG GEM which is specialized for compositional simulation. Meanwhile, for fluid-rock interaction, special core analysis (SCAL) test has been done in the lab and the relative permeability curve generated from the test is used in this model [1]. Fig. 1 shows the relative permeability curve.

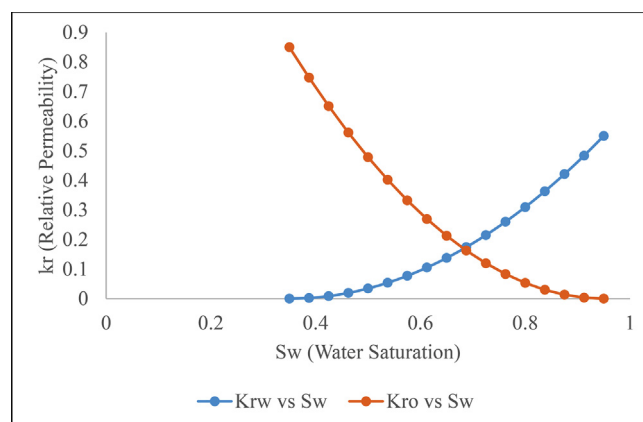
## 3. Case study

Determination of injection scenarios in this study refers to some previous simulation studies, which are commonly used ratios were carried out including 1:1, 1:2, 2:1, 1:3 [27–29]. In addition, the

**Table 2**  
Reservoir fluid composition.

Component	Mol%
CO <sub>2</sub>	0.29
CH <sub>4</sub>	19.66
C <sub>2</sub> H <sub>6</sub>	3.07
N <sub>2</sub>	0.01
C <sub>3</sub> H <sub>8</sub>	3.33
IC <sub>4</sub>	1.32
NC <sub>4</sub>	2.02
IC <sub>5</sub>	1.56
NC <sub>5</sub>	1.15
NC <sub>6</sub>	1.63
C07-C09	34.554862
C10-C11	14.994047
C12-C14	10.211792
C15+	6.1992985

Source: [Muslim & Permadi, 2015].



**Fig. 1.** Relative permeability curve of Sumatera Light Oilfield.

selection of ratios is also carried out based on the research objectives to observe the influence of water and CO<sub>2</sub> gas. Therefore, in this study three CO<sub>2</sub>-WAG injection scenarios were carried out. Scenario 1 is CO<sub>2</sub>-WAG injection with a ratio of CO<sub>2</sub> and water 1:1, scenario 2 with a ratio of 2:1, and scenario 3 with a ratio of 1:2. Slug size of 0.6 pore volume (PV) is used in all three scenarios, with different injection ratios. In determining the WAG ratio, it is very crucial to maintain the amount of water and gas injected. Too much water can cause water tongue in the bottom of the reservoir and macroscopic displacement. In addition, too much gas can also cause the formation of gas tongue at the top of the reservoir so that the sweep efficiency becomes weak [13]. Considering the decrease in flow rate at base case, CO<sub>2</sub>-WAG injection in the study began from the 11th month to the 33rd month. The injection simulation consists of 4 cycles. Each cycle of time consists of two parts, the first part is the gas injection time, the second part is the water injection time. Details of the number of injection fluids for one cycle are shown in Table 3. WAG injection in this study begins with CO<sub>2</sub> injection. According to previous study who conducted labora-

**Table 1**  
Formation characteristic of Sumatera Light Oilfield.

Parameter	Value
Reservoir Pressure	1267 psi
Reservoir Temperature	158.5 °F
Saturation Pressure	993 psi
Well Depth	3045 ft
Water Oil Contact (WOC)	3080 ft

Source: [Muslim & Permadi, 2015].

**Table 3**  
Amount of injected fluid in single WAG cycle.

Scenario	CO <sub>2</sub> Injected (ft <sup>3</sup> )	Water Injected (bbl.)
Base case	–	–
Ratio CO <sub>2</sub> /Water 1:1	1747	311
Ratio CO <sub>2</sub> /Water 2:1	2330	207
Ratio CO <sub>2</sub> /Water 1:2	1165	414

tory studies using two sets of cores, it is known that the WAG immiscible that starts with gas injection will provide higher oil recovery [30].

**4. Results and discussion**

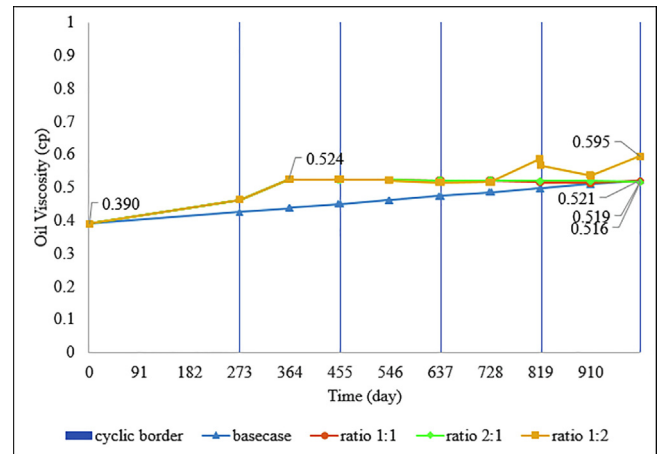
In this study, reservoir pressure distribution during the injection period did not exceed the minimum miscibility pressure (MMP) value, so CO<sub>2</sub>-WAG injection in this study was included in the immiscible flooding category. The effect of various CO<sub>2</sub>-WAG injection ratios on the rate of oil production in Sumatera Light Oilfield is shown in Fig. 2. The highest production rate is achieved with a ratio of 1:2. In this scenario, an increase in the oil flow rate starts at the end of the second cycle. Meanwhile, at a 1:1 ratio, the increase in production rates occurs in the third cycle. While the new 2:1 ratio shows an increase in flow rate when entering the fourth cycle. Table 4 shows the oil recovery factor for the three scenarios.

This clearly shows that the efficiency of displacement volume in Sumatera Light Oilfield is more affected by water than the effect of CO<sub>2</sub> flooding. The function of water on WAG injection immiscible helps control gas mobility and helps increase sweep efficiency [20]. This happens because if only the gas phase is injected, then microscopic sweep efficiency increases. The use of gas injection can increase displacement efficiency, but under certain conditions [13]. This process usually gives sweep efficiency which is weaker because it requires more injection volume. In addition, in this study, the value of CO<sub>2</sub> utilization is also relatively small, sequentially from a ratio of 1:1, 2:1 and 1:2 is 0.05 MSCF/STB, 0.1 MSCF/STB and 0.02 MSCF/STB. The efficiency of oil recovery from the WAG process can be caused by one or more of the following factors: increased volumetric sweep, decreased oil viscosity, oil swelling effect, lowered interfacial tension (IFT), decreased in saturation oil residual (S<sub>or</sub>) [31].

The effect of CO<sub>2</sub> in reducing oil viscosity in this study is almost insignificant. This is caused by initial low oil viscosity, which is only 0.39 cp. CO<sub>2</sub> dissolved in oil can reduce oil viscosity [32]. However, the overall decrease in viscosity depends on the viscosity of the initial oil. The decrease in oil viscosity will be greater if the initial oil viscosity is also high. Fig. 3 shows changes in oil viscosity in each scenario. At base case, oil viscosity increased around 34% from 0.39 cp to 0.521 cp. Increased oil viscosity occurs when the reservoir pressure is below the bubble point pressure. This causes the gas to escape its solubility with oil [33]. Meanwhile, oil viscosity in three CO<sub>2</sub>-WAG scenarios initially increased to 0.524 cp, then decreased when entering the end of the first cycle. The biggest decrease in viscosity from the highest condition was obtained in

**Table 4**  
Oil recovery factor for all scenarios.

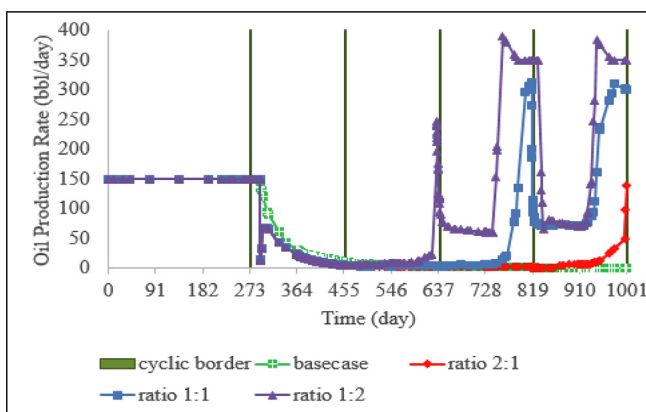
Scenario	Oil Recovery Factor, %	Additional Oil Recovery Factor, %
Base case	24.27%	-
Ratio 1:1	43.79	19.52
Ratio 2:1	25.76	1.49
Ratio 1:2	60.21	35.94



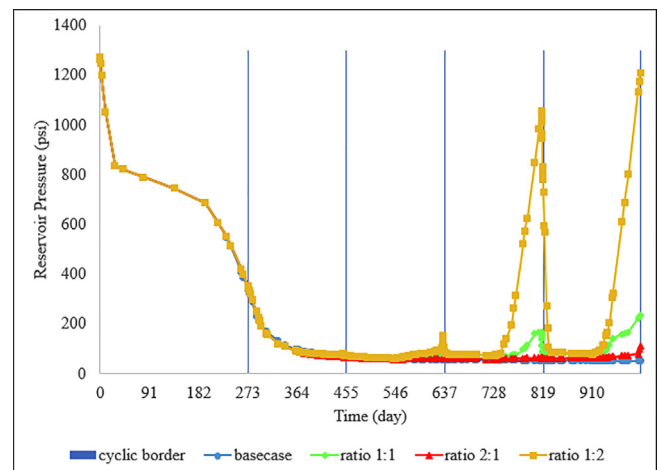
**Fig. 3.** Effect of CO<sub>2</sub>-WAG injection ratio on oil viscosity.

the scenario with a ratio of 2:1, which decreased more than 1.5%. This ratio is a WAG injection with more CO<sub>2</sub>. Injection with a 1:1 ratio only reduced the viscosity not more than 1% from the base case. This value is less than the decrease in viscosity given by a 2:1 ratio. This means that in a greater amount, the role of CO<sub>2</sub> gas in reducing viscosity in this field is also greater.

Meanwhile, in the 1:2 injection scenario, the increase in viscosity occurs again at the end of the third cycle and the end of the fourth cycle. Viscosity initially decreases due to solubility of CO<sub>2</sub> gas with oil. Then at the end of the third cycle, there is an increase in pressure as in Fig. 4, so that it reaches the bubble-point pressure. In this condition, CO<sub>2</sub> gas is released from the oil so that the viscosity increases. The same situation also occurs in the fourth cycle, so that the oil viscosity increases again. The effect of water injection in CO<sub>2</sub>-WAG injection in this study provides a good pressure maintenance effect. In Fig. 4, it can be seen in the three scenarios where the pressure increase occurs at the end of the injection cycle, which



**Fig. 2.** Effect of CO<sub>2</sub>-WAG injection ratio on oil production rate.



**Fig. 4.** Effect of CO<sub>2</sub>-WAG injection ratio on reservoir pressure.

is when the water injection is carried out. The amount of pressure increase that occurs is proportional to the amount of water injected. The more amount of water in the CO<sub>2</sub>-WAG ratio, the higher the increase in reservoir pressure.

Injection with a 1:2 ratios experienced the fastest decrease in oil saturation among other scenarios (Fig. 5). In addition, the saturation reduction value produced is also the most. That is, in this field, the more amount of water injected, the faster the decrease in oil saturation and the greater the decrease in saturation value. Fig. 6 shows the oil saturation distribution in Sumatera Light Oilfield after CO<sub>2</sub>-WAG injection in each scenario. The 1:2 ratio gives the best sweeping effect among other scenarios. Color distribution on each grid illustrates different saturation values. The red color is the highest value and the dark blue is the lowest value. Color spread at a 1:2 ratio appears to be dominated by blue. While the 2:1 ratio is still dominated by red, meaning there are still many areas that have high oil saturation. Decreases in saturation oil residual ( $S_{or}$ ) occur due to three-phase flow and the influence of hysteresis phenomena [31]. In the water wet system, the gas trapped during the imbibition cycle can cause oil mobilization at low oil saturation and lead to an effective decrease in the saturation of three-phase oil residuals. The previous study which carried out WAG immiscible in the water wet system with saturation oil

initial ( $S_{oi}$ ) 0.733 and 0.692 which was started with gas, decreased saturation to  $S_{or}$  0.075 and 0.191 for 1.5 cycles [30].

## 5. Conclusion

Based on research on determining the CO<sub>2</sub>-WAG ratio that has been carried out, it can be concluded that the optimum CO<sub>2</sub>/water ratio at CO<sub>2</sub>-WAG injection is 1:2 with an additional oil recovery factor of 35.94%. The results indicate that the effect of CO<sub>2</sub>-WAG ratio to oil productivity is depending on the amount of water injected. This work also underlined the importance of initial value of oil viscosity to the effect of CO<sub>2</sub> viscosity reduction. Proper CO<sub>2</sub>-WAG injection ratio will yield optimum oil recovery. The 1:2 CO<sub>2</sub>/WAG ratio is considered as the best scenario due to the highest oil recovery and lower CO<sub>2</sub> volume injected.

## CRediT authorship contribution statement

**Muslim Abdurrahman:** Conceptualization, Methodology, Supervision, Project administration, Funding acquisition. **Fiki Hidayat:** Conceptualization, Data curation, Investigation, Formal analysis, Writing - original draft, Writing - review & editing. **Ully Z. Husna:** Investigation, Resources, Software, Visualization, Writing - original draft. **Agus Arsad:** Supervision.

## Declaration of Competing Interest

The authors declare that they have no known competing financial interests or personal relationships that could have appeared to influence the work reported in this paper.

## Acknowledgements

The authors would like to express their appreciation to Universitas Islam Riau (UIR) for the financial and administration supports for making this study possible. Furthermore, authors also wish to thank CMG (Computer Modelling Group), Petroleum Engineering Department and Reservoir Simulation Laboratory of UIR for the valuable technical supports.

## References

- [1] M.A. Naser, W. Bae, A.K. Permadi, T.A. Gunadi, A success story in a plan of development study: increasing recovery of sandstone reservoir by water injection in Indonesia, Korean Soc. Miner. Energy Resour. Conf., Seoul, 2013.
- [2] S.B. Nugroho, R.N. Ardianto, Integrating production analysis as a plan of pattern selection for chemical flood pilot project in Limau block, in: E.P. Pertamina (Ed.), Soc. Pet. Eng. - Int. Oil Gas Conf. Exhib. China 2010, IOGCEC, Society of Petroleum Engineers, 2010, pp. 69–79, <https://doi.org/10.2523/127728-ms>.
- [3] N.A. Rilian, M. Sumentry, Wahyuningsih, Surfactant stimulation to increase reserves in carbonate reservoir: "A case study in Semoga field", in: 72nd Eur. Assoc. Geosci. Eng. Conf. Exhib. 2010 A New Spring Geosci. Inc. SPE Eur. 2010, Society of Petroleum Engineers, 2010, pp. 1529–1538, <https://doi.org/10.2523/130060-ms>.
- [4] Zulfikar, Firdaus, A.A. Mbai, Pre-pilot project (field test) chemical Eor injection huff & puff surfactant to improve oil production in the meruap field, Proceedings, Indones. Pet. Assoc. 38th Annu. Conv. Exhib., Indonesian Petroleum Association, Jakarta, 2014.
- [5] F Hidayat, M Abdurrahman, A prospective method to increase oil recovery in waxy-shallow reservoir, IOP Conf. Ser.: Mater. Sci. Eng. (2018), <https://doi.org/10.1088/1757-899X/306/1/012040>.
- [6] F Hidayat, T. Erfando, B.F. Maulana, Spontaneous imbibition test of low salinity injection at low saline waxy crude carbonate, J. Earth Energy Eng. 7 (2018) 14–22, [https://doi.org/10.25299/jeeec.2018.vol7\(2\).2215](https://doi.org/10.25299/jeeec.2018.vol7(2).2215).
- [7] J.Y. Lee, A.K. Permadi, H. Kim, D. Huh, J.M. Park, W. Lee, J. Lee, Y. Park, T. Ahn, T. Lee, K. Buk Lee, Overview of CO<sub>2</sub>-EOR operation plan in meruap field, in: 2015 World Congr. Adv. Civil, Environ. Mater. Res., Incheon, South Korea, 2015, pp. 1–6.
- [8] A. Muslim, W. Bae, A.K. Permadi, S. Am, B. Gunadi, D.D.S.M. Saputra, R. Widyaningsih, T.A. Gunadi, Opportunities and challenges of CO<sub>2</sub> flooding implementation in Indonesia, in: SPE Asia Pacific Oil Gas Conf. Exhib., Society of Petroleum Engineers, 2013, <https://doi.org/10.2118/165847-MS>.

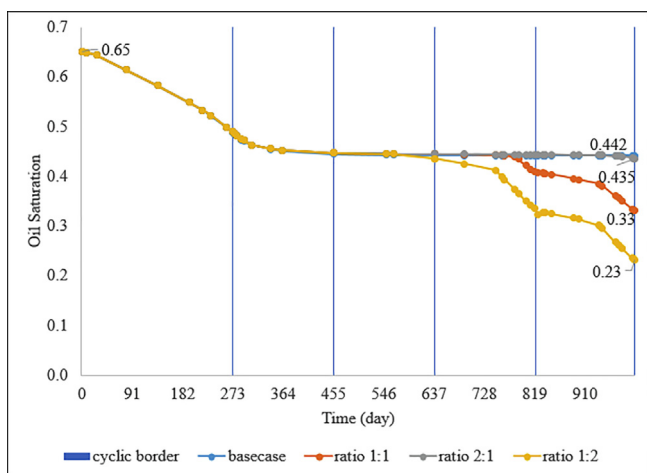


Fig. 5. Decrease of oil saturation by time.

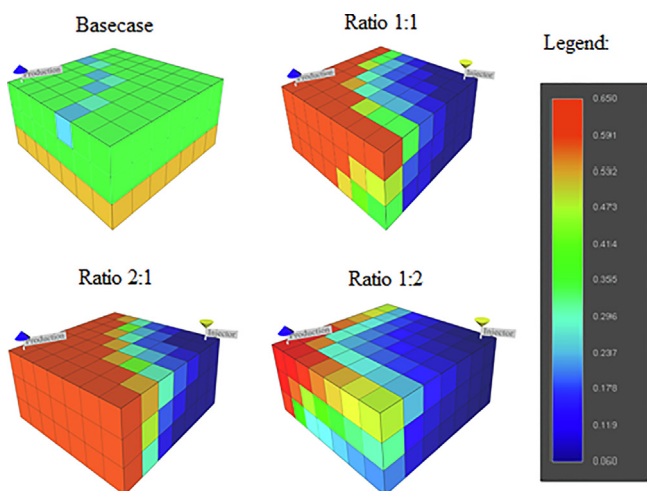


Fig. 6. Distribution of residual oil saturation.

- [9] U.P. Iskandar, U. Usman, S. Sofyan, Ranking of Indonesia sedimentary basin and storage capacity estimates for CO<sub>2</sub> geological storage, *Energy Proc. Elsevier Ltd* (2013) 5172–5180, <https://doi.org/10.1016/j.egypro.2013.06.433>.
- [10] LEMIGAS, *The Latest Status of Carbon Capture and Storage (CCS) in Indonesia*, Ministry of Energy and Mineral Resources, Jakarta, 2015.
- [11] A.K. Permana, H. Panggabean, Cleat characteristics in tertiary coal of the Muara Enim formation, Bangko Area, South Sumatera Basin: implications for coalbed gas potential, *J. Geol. Dan Sumberd. Miner.* 21 (2011) 265–274, <https://doi.org/10.33332/JGSM.GEOLOGI.21.5.265-274>.
- [12] J.R. Christensen, E.H. Stenby, A. Skauge, Review of WAG field experience, *SPE Reserv. Eval. Eng.* 4 (2001) 97–106, <https://doi.org/10.2118/71203-PA>.
- [13] N. Ain, M.H. Yunan, F. Sagala, A. Katende, The effect of WAG ratio and oil density on oil recovery by immiscible water alternating gas flooding, *Am. J. Sci. Technol.* 4 (2017) 80–90.
- [14] M.A. Samba, M.O. Elsharafi, Literature review of water alternation gas injection, *J. Earth Energy Eng.* 7 (2018) 34, [https://doi.org/10.25299/jeee.2018.vol7\(2\).2117](https://doi.org/10.25299/jeee.2018.vol7(2).2117).
- [15] K.A. Aghdam, S.S. Ghorashi, Critical parameters affecting water alternating gas (WAG) injection in an Iranian fractured reservoir, *J. Pet. Sci. Technol.* 7 (2017) 3–14, <https://doi.org/10.22078/JPST.2017.799>.
- [16] D. Merchant, Enhanced Oil Recovery – the history of CO<sub>2</sub> conventional WAG injection techniques developed from lab in the 1950's to 2017, in: *Carbon Manag. Technol. Conf. C. 2017 Glob. CCUS Innov. Nexus, AIChE*, 2017, pp. 712–734, <https://doi.org/10.7122/502866-ms>.
- [17] S. Afzali, N. Rezaei, S. Zendejboudi, A comprehensive review on enhanced oil recovery by water alternating gas (WAG) injection, *Fuel* 227 (2018) 218–246, <https://doi.org/10.1016/j.fuel.2018.04.015>.
- [18] H. Karimaie, B. Nazarian, T. Aurdal, P.H. Nøkleby, O. Hansen, Simulation study of CO<sub>2</sub> EOR and storage potential in a North Sea Reservoir, *Energy Proc. Elsevier Ltd* (2017) 7018–7032, <https://doi.org/10.1016/j.egypro.2017.03.1843>.
- [19] H. Reza, A. Arman, H. Ghazal, Comparative study on oil recovery enhancement by WAG injection technique in a fractured oil reservoir in the Southwest of Iran, *J. Pet. Environ. Biotechnol.* 07 (2016) 1–6, <https://doi.org/10.4172/2157-7463.1000263>.
- [20] S. Touray, *Effect of Water Alternating Gas Injection on Ultimate Oil Recovery*, Dalhousie University, 2013.
- [21] R. Juanes, M.J. Blunt, Impact of viscous fingering on the prediction of optimum WAG ratio, *SPE J.* 12 (2007) 486–495, <https://doi.org/10.2118/99721-PA>.
- [22] M.K. Zahoor, M.N. Derahman, M.H. Yunan, WAG process design – an updated review, *Braz. J. Pet. Gas.* 5 (2011) 109–121, <https://doi.org/10.5419/bjpg2011-0012>.
- [23] M.K. Verma, *Fundamentals of Carbon Dioxide-Enhanced Oil Recovery (CO<sub>2</sub>-EOR) – A Supporting Document of the Assessment Methodology for Hydrocarbon Recovery Using CO<sub>2</sub>-EOR associated with Carbon Sequestration*, 2015.
- [24] J.J. Taber, F.D. Martin, R.S. Seright, EOR screening criteria revisited—Part 2: applications and impact of oil prices, *SPE Reserv. Eng.* 12 (1997) 199–206, <https://doi.org/10.2118/39234-PA>.
- [25] M. Abdurrahman, A.K. Permadi, Penentuan Tekanan Tercampur Minimum Pada Lapisan AB-4 dan AB-5 Formasi Air Benakat-Cekungan Sumatera Selatan Berdasarkan Eksperimen, Simulasi, Persamaan Keadaan, dan Korelasi, *J. Teknol. Miny. Dan Gas Bumi.* 7 (2015) 53–62.
- [26] M. Abdurrahman, A.K. Permadi, W.S. Bae, An improved method for estimating minimum miscibility pressure through condensation-extraction process under swelling tests, *J. Pet. Sci. Eng.* 131 (2015) 165–171, <https://doi.org/10.1016/j.petrol.2015.04.033>.
- [27] T.E. Esmaili, S. Fallah Bolandtaba, C. van Kruisdijk, Determination of WAG ratios and slug sizes under uncertainty in a smart wells environment, in: *SPE Middle East Oil Gas Show Conf., Society of Petroleum Engineers*, 2005, <https://doi.org/10.2118/93569-MS>.
- [28] A.Y. Zekri, M.S. Nasr, A. AlShobakyh, Evaluation of oil recovery by water alternating gas (WAG) injection – oil-wet & Water-Wet Systems, in: *SPE Enhanc. Oil Recover. Conf., Society of Petroleum Engineers*, 2011, <https://doi.org/10.2118/143438-MS>.
- [29] F.M. Nasir, Y.Y. Chong, The effect of different carbon dioxide injection modes on oil recovery, *Int. J. Eng. Technol. IJET-IJENS* 09 (2009) 54–60.
- [30] H. Shahverdi, S. Fatemi, M. Sohrabi, Gas/oil IFT, three-phase relative permeability and performance of water-alternating-gas (WAG) injections at laboratory scale, *J. Oil Gas Petrochem. Sci.* 1 (2018) 10–16, <https://doi.org/10.30881/jogps.00005>.
- [31] E.F. Righi, J. Royo, P. Gentil, R. Castelo, A. Del Monte, S. Bosco, Experimental study of tertiary immiscible WAG injection, in: *SPE/DOE Symp. Improv. Oil Recover., Society of Petroleum Engineers*, 2004, <https://doi.org/10.2118/89360-MS>.
- [32] L.B.J. Chathurangani, B.M. Halvorsen, Near well simulation of CO<sub>2</sub> injection for enhanced oil recovery (EOR), in: *Proc. 56th Conf. Simul. Model. (SIMS 56)*, October, 7–9, 2015, Linköping Univ. Sweden, Linköping University Electronic Press, 2015, pp. 309–318, <https://doi.org/10.3384/ecp15119309>.
- [33] T. Ahmed, Reservoir-fluid properties, in: *Reserv. Eng. Handb., Elsevier*, 2010, pp. 29–135, <https://doi.org/10.1016/B978-1-85617-803-7.50010-9>.



