

IC GEOTECHNICS

YOGYAKARTA, 24-26 JULY 2018

Proceeding of International Conference on Geotechnics
"Sustainable Development Challenges in Geotechnics"

Main Organizer:



Universitas
Atma Jaya Yogyakarta



Universitas
Gadjah Mada

Co-organizer:



Supporting
Institution:



Indonesian Society
for Geotechnical Engineering

Proceeding
International Conference on Geotechnics (IC Geotechnics)
“Sustainable Development Challenges in Geotechnics”

Royal Ambarrukmo Plasa
Yogyakarta, 24 – 25 July 2018

Organized by:
Universitas Atma Jaya Yogyakarta
Universitas Gadjah Mada
National Taiwan University of Science and Technology
University of Southern Queensland

Publisher:
IC Geotechnics
Jl. Grafika No. 2 Kampus UGM, Yogyakarta 55281
Phone: +62-274-513665

Proceeding
International Conference on Geotechnics (IC Geotechnics)
“Sustainable Development Challenges in Geotechnics”

Chair

Luky Handoko

Vice Chair

Ahmad Rifa'i

Reviewer

Ahmad Rifa'i

Adhitya Yogya Purnama

Fikri Faris

Sito Ismanti

Luky Handoko

Jim Shiau

Ou Chang-Yu

Editor

Fikri Faris

Publisher:

IC Geotechnics

Jl. Grafika No. 2 Kampus UGM, Yogyakarta 55281

Phone: +62-274-513665

Foreword

All praise is due to God, the Beneficent, and the Merciful. Through exhaustive collaboration of Atma Jaya Yogyakarta University, Gadjah Mada University, National Taiwan University of Science and Technology, and University of Southern Queensland and the support by Indonesian Society for Geotechnical Engineering, we proudly present the first proceeding of International Conference in Geotechnic, themed: **“Sustainable Development Challenges in Geotechnics”**.

For the past decade, the field of geotechnics is facing tremendous challenges due to the abrupt development of construction in infrastructure. The challenges comprise issues related to new technology of modeling and design, soft soils, ground improvement, tunneling, landslides, environmental issues and much more. Therefore, good communication and knowledge sharing between stake holders, engineers, academicians and government are needed to overcome the issues. The objective of International Conference in Geotechnics is to share the knowledge and experience of the recent advancement and development of geotechnical engineering all around the world with emphasis on the sustainability issue in infrastructure development.

We would like to appreciate everyone who has contributed so much to the symposium and in the preparation of this proceeding. Hopefully, this proceeding can give benefit to society and science, especially for the field of geotechnics.

Yogyakarta, July 2018

Chief Editor

Fikri Faris

Table of Contents

Title page	i
Title back page	ii
Foreword	iii
Table of Contents	iv
Pile Load Test Frequently Asked Questions <i>(T.L Gouw, A. Gunawan)</i>	1
Active Faults Identification for Dam Safety Against Earthquakes <i>(D. Djarwadi)</i>	13
3D Assessment of Rainfall-induced Slope Movements and Risk Mitigation Strategies <i>(Wei He, Barry Kok, Sangmin Lee)</i>	20
Bridge Approach Embankments on Rigid Inclusions <i>(M. Rizal & K. Yee)</i>	29
Design of Rapid Impact Compaction at the New Yogyakarta International Airport <i>(Mathew Sams, Wei He, Jeremy Gamaliel, and Barry Kok)</i>	39
Effects of Model Scale Due to Displacement Factor for Nailed-slab Pavement System <i>(Anas Puri)</i>	49
Initial Recommendation Criteria for Distinguishing Between Landslides and Mudflows Based on Several Case Studies in Java and Bali <i>(B. Widjaja, D. Pascayulinda)</i>	54
Slope Stability of Metamorphic Rock Based on Limit Equilibrium Method of Poboyo Gold Mine, Palu, Central of Sulawesi <i>(Sriyati Rahmadani, Ahmad Rifa'i, Wahyu Wilopo, and Kabul Basah Suryolelono)</i>	61
Deterioration Depth of Cement Treated Clay Under Sulfate Exposure <i>(T. Pradita, L. Handoko, S. Gunawan, and J. T Hatmoko)</i>	67
Analysis of Failure Base Plate Anchor Flare Stack Foundation and Repair Method <i>(Sulardi)</i>	78
The Analysis of Rockbolt Reinforcement on the Tunnel by Mohr Coulomb Approach Model and Hardening Soil Model <i>(Hanindya K. Artati and Dias Dwi Hatmoko)</i>	83
Effect of Matric Suction Change on Pile Foundation Capacity in Unsaturated Soils <i>(H. Pujiastuti, A. Rifa'i, A. D. Adi, and T. F. Fathani)</i>	94

Effects of Model Scale Due to Displacement Factor for Nailed-slab Pavement System

Anas Puri

Department of Civil Engineering, Universitas Islam Riau, Pekanbaru, INDONESIA
anaspuri@eng.uir.ac.id

ABSTRACT

The Nailed-slab pavement system can be analyzed by using equivalent modulus of sub grade reaction. This modulus consists of modulus of subgrade reaction contributes by slab and additional modulus of subgrade reaction contributes by pile which installed under the slab. The displacement on the surface of loading plate is always larger than the relative displacement between pile and soil. Since the relative vertical displacement between the pile and surrounding soil is very small, ultimate pile shaft resistance has not been fully mobilized yet. The mobilized unit pile shaft resistance can be reduced by applying displacement factor. Some researcher conducted small scale test and others conducted full scale test. This research is aimed to study the effect of different model scale to the displacement factor. Results show that the model scale affects the value of displacement factor. Displacement factor for full scale model very small than small scale model. In other case, pile length can also affect this factor.

Keywords: rigid pavement, soft clay, Nailed-slab System, modulus of subgrade reaction, displacement factor, model scale.

1 INTRODUCTION

Nailed-slab pavement system is a method to improve the performance of rigid pavement on soft subgrade in case this system constructed on the ground (Puri, 2015a, 2015b, 2016, 2017a, 2017b; Puri, et.al 2011a, 2011b, 2012a, 2012b, 2013a, 2013b, 2013c, 2013d, 2015, 2015; Hardiyatmo, 2008, 2009, 2011a, 2011b; Dewi, 2009; Nasibu, 2009; Taa, 2010; Somantri, 2013; Diana, et.al, 2016, 2017). The slab have double functions; as a pile cap, and as a pavement slab at the same time. This system can be also as a soil reinforcement if it is constructed under embankment (Waruwu, et.al 2017).

Hardiyatmo (2011a) proposed the method to analyze Nailed-slab pavement system by using equivalent modulus of sub grade reaction. This modulus consists of modulus of subgrade reaction contributes by slab and additional modulus of subgrade reaction contributes by pile which installed under the slab. Pile and slab should be connected monolithically (Puri, 2015).

According to Hardiyatmo (2011a), the displacement of the loading plate is different from the relative displacement between soil and pile. When the pile moves down due to loading, the soil under the plate also goes down. The displacement on the surface of loading plate (δ_s) is always larger than the relative displacement between pile and soil (δ_0). Since the relative vertical displacement between the pile and surrounding soil is very small, ultimate pile shaft

resistance (Q_s) has not been fully mobilized yet. The mobilized unit pile shaft resistance can be reduced by applying displacement factor ($\alpha = \delta_s / \delta_0$).

Hardiyatmo (2011a) conducted small scale model test (1 : 5) on soft clay and proposed curve of inverse displacement factor. Puri (2015) also proposed similar curve based on small scale model test (1 : 5) on soft clay. Hardiyatmo continued to propose the same curve of inverse displacement factor based on full scale model on stiff clay (Hardiyatmo, 2011b). Puri (2017a) proposed a curve of displacement factor for soft clay based on full scale model.

This research is aimed to study the effect of different model scale to the displacement factor.

2 DISPLACEMENT FACTOR

The analytical approach in determining the equivalent modulus of subgrade reaction (k') is given as follows (Hardiyatmo, 2011a; Dewi, 2009; Puri et al., 2012a):

$$k' = k + \Delta k \quad (1)$$

Where k : modulus of subgrade reaction from plate load test (kN/m^3) and Δk : additional modulus of subgrade reaction due to pile installation under slab (kN/m^3). The modulus of subgrade reaction from a plate load test (k) is usually taken by using a circular plate, and it should be corrected to the slab shape of the nailed slab. The secant modulus is recommended.

Hardiyatmo (2011a) proposed Eq. (2) in determining the additional modulus of subgrade reaction (Δk). The

relative displacement between the pile and soil is considered.

$$\Delta k = \frac{\delta_0 A_s}{\delta_s^2 s^2} (a_d c_u + p_0 K_d \tan \phi_d) \quad (2)$$

Where δ_0 : relative displacement between pile and soil (m), δ_s : deflection of surface of slab (m), A_s : surface area of pile shaft (m²), s : pile spacing (m), a_d : adhesion factor (non-dimensional), c_u : undrained cohesion (kN/m²), p_0 : average effective overburden pressure along pile (kN/m²), K_d : coefficient of lateral earth pressure in pile surroundings (non-dimensional), and ϕ_d : soil internal friction angle (degree).

Hardiyatmo (2011a) published Figure 1 the inverse of displacement factor (δ_0/δ_s) based on small scale tests (1 : 5). The model used was 4 cm pile diameter and 40 cm in length. Hardiyatmo (2011b) re-published the relation between δ_0/δ_s and slab deflection for a full-scale model (Figure 2) while the pile and slab were connected by a bolt. The pile diameter was 20 cm, and the length of the pile varied between 1.0 m and 2.0 m. Puri (2015) developed the curve of displacement factor (δ_0/δ_s) based on small scale tests (1 : 5). The model used was 4 cm pile diameter and 40 cm in length. displacement factor (δ_0/δ_s) based on small scale tests (1 : 5). The model used was 4 cm pile diameter and 20 cm in length.

Puri (2017a) proposed a curve of displacement factor ($\alpha = \delta_s/\delta_0$) as shown in Figure 3, based on full scale model on soft clay. The pile and slab was connected monolithically.

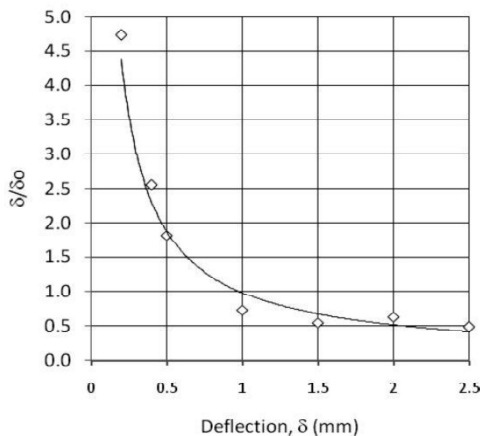


Figure 1 Relationships of δ_0/δ_s ratio vs. slab deflection based on small scale model test (Hardiyatmo, 2011a).

Based on Hardiyatmo work (2011b) and Dewi (2009), the curve of displacement factor is shown in Figure 4 (Puri, 2017b).

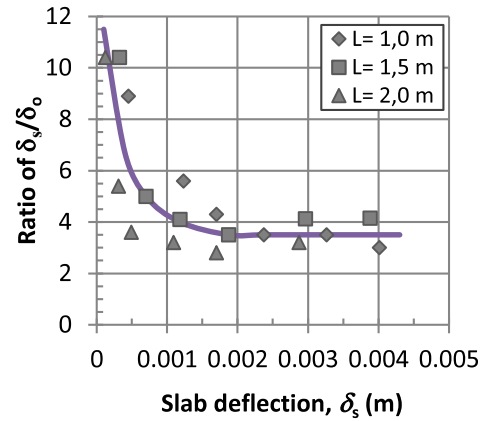


Figure 2 Relationships of δ_s/δ_0 ratio vs. slab deflection (Hardiyatmo, 2011b) based on full scale model test.

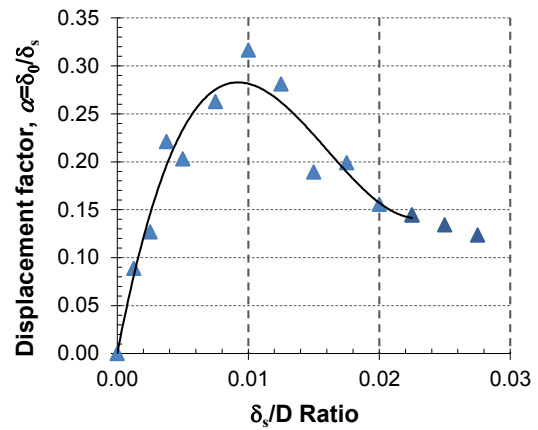


Figure 3 Curve of displacement factor, α based on full scale model test (Puri, 2017a).

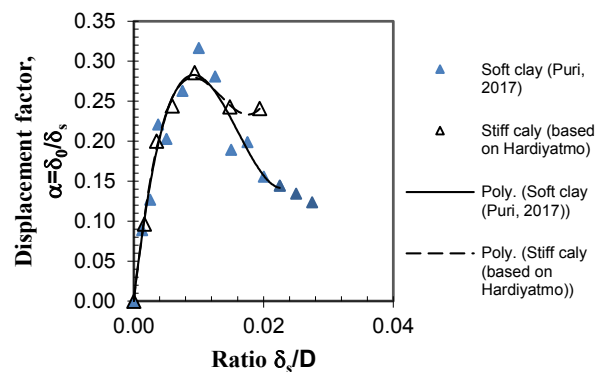


Figure 4 Displacement factor for soft and stiff clay based on full scale model test (Puri, 2017b).

Figure 4 shows the displacement factor for stiff clay based on Hardiyatmo (2011b)—only for 1.50 m pile length—and combined to Puri (2017a). It seen that there is no differentiation between both soil consistency up to 0.01 in δ_s/D ratio. Significant differentiation came up after 0.01 in δ_s/D ratio. It is can be also concluded for both cases that there is no

effect of soil consistency at least up to 0.01 in δ_s/D ratio. Allthought there are some differents between both cases. Puri (2017a) used lean concrete, larger and rectangular slab while Hardiyatmo (2011b) used circular and smaller slab without lean concrete. And there was also differed on slab-pile connection type. These factors can be neglected, because of the relative displacement between pile and soil was response of these conditions.

3 RESEARCH METHOD

Data was taken from work of Hardiyatmo (2011a) and Puri (2015) in form of inverse displacement factor

(δ_0/δ_s), and Hardiyatmo (2011b) for small scale and full scale model test respectively. Those inverse of displacement factor (δ_0/δ_s) re-inverse to displacement factor ($\square = \delta_s/\delta_0$). Data also taken from Puri (2017a, 2017b) for displacement factor ($\square = \delta_s/\delta_0$) for full scale model test. Those all of displacement factor were compare each other and to find the effect of model scale due to this factor. The structural dimension of model and soil data are presented in Table 1. Hardiyatmo (2011a) and Puri (2015) are for small scale model in soft clay. Hardiyatmo (2011b) and Puri (2017) are for full scale model in stiff clay and soft clay respectively.

Table 1 Nailed-slab dimension and soil data

Description	Unit	Hardiyatmo (2011a)	Puri (2015)	Hardiyatmo (2011b)	Puri (2017)
Pile:					
Diameter, D	cm	4	4	20	20
Length, L_p	cm	40	20	150	150
Slab:					
Width, B	cm	20	20	120	120
Thickness, h	cm	4	4	15	15
Shape		Rectangular	Rectangular	Circular	Rectangular
Soil:					
Undrained cohesion	kPa	21	21	60	20
Soil Classification		CH	CH	CH	CH

4 RESULTS AND DISCUSSION

Displacement factor ($\alpha = \delta_s/\delta_0$) for small scale model test is shown in Figure 5. The maximum α value tend to be similar between shorter pile and longer pile, while the ratio of δ_s/D for shorter pile tend to be in small range compare to longer pile.

There are very significant effect of model scale as shown in Figure 6. Displacement factor for full scale model very small than small scale model. It can influence the result of analysis. Displacement factor for small scale model should be used for small scale and the same thing for full scale model. According to Hardiyatmo (2011a) and Waruwu et.al (2017), by using inverse of displacement factor for small scale in calculation of small scale Nailed-slab model was good agreement with the observed deflection. According to Puri (2017a), displacement factor for full scale model in calculation of full scale Nailed-slab model was very good agreement with the observed deflection.

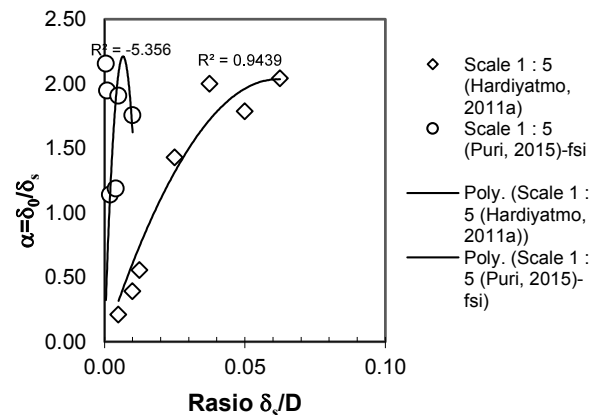


Figure 5 Displacement factor for soft clay based on small scale model test.

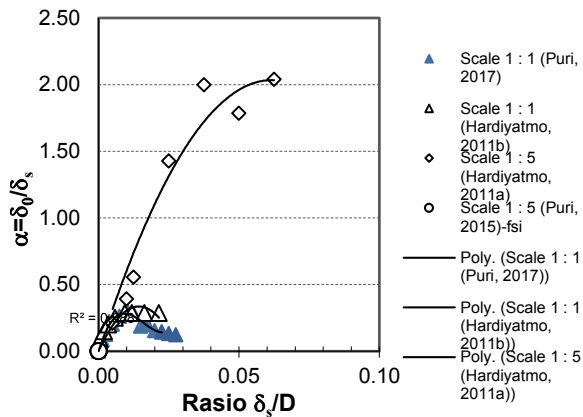


Figure 6 Displacement factor based on full scale model test.

5 CONCLUSIONS

Displacement factor was discussed by considering the model scale. It can be concluded that the model scale affects the value of displacement factor. Displacement factor for full scale model very small than small scale model. In other case, pile length can also affect this factor. It is recommended using each displacement factor appropriate with dimension scale of Nailed-slab.

ACKNOWLEDGMENTS

Author to thanks for supporting by Universitas Islam Riau, Pekanbaru.

REFERENCES

Dewi, D.A. (2009) Study on Effect of Single Pile Due to the Value of Equivalent Modulus of Subgrade Reaction from Full-scale Loading Tests. *Master's Thesis*, Graduate Program Gadjah Mada University, Yogyakarta, Indonesia

Diana, W., Hardiyatmo, H.C. dan Suhendro, B., 2016, Small-scale Experimental Investigation on the Behaviour of Nailed Slab System in Expansive Soil, In *AIP Conference Proceedings 1755*, 060002 (2016). <https://doi.org/10.1063/1.4958493>. Akses tanggal 24 Februari 2018.

Diana, W., Hardiyatmo, H.C. dan Suhendro, B., 2017, Effect of Pile Connections on The Performance of The Nailed Slab System on The Expansive Soil, *International Journal of GEOMATE*, April, 2017, Vol. 12, Issue 32, pp. 134-141.

Hardiyatmo, H.C. (2008) Nailed-slab System for Reinforced Concrete Slab on Rigid Pavement. In: *Proceedings of the National Seminar on Appropriate Technology for Handling Infrastructures*, MPSP JTSL FT UGM, Yogyakarta, 12th April, Indonesia, pp. M1-M7

Hardiyatmo, H.C. (2011a) Method to Analyze the Deflection of the Nailed Slab System, *IJCEE-IJENS*, Volume 11(4), pp. 22-28

Hardiyatmo, C.H. (2011b) *Designing of Pavement Roads and Soil Investigation: Flexible Pavement, Rigid Pavement, Modified Chicken Foot Foundations, Nailed-Slab System*. Gadjah Mada University Press, Yogyakarta, Indonesia.

Nasibu, R. (2009) Study on Modulus of Subgrade Reaction Due to Effect of Pile Attached Under Plate (Loading Test on Full Scale). *Master's Thesis*, Graduate Program Gadjah Mada University, Yogyakarta, Indonesia

Puri, A., 2015a, Perilaku Perkerasan Sistem Pelat Terpakai pada Lempung Lunak, *Disertasi*, Program Doktor Teknik Sipil Fakultas Teknik Universitas Gadjah Mada, Yogyakarta

Puri, A. (2016) Behavior of Uplift Resistance of Single Pile Row Nailed-slab Pavement System on Soft Clay Sub Grade, *Proc. The 3rd Asia Future Conference (AFC)*, Kitakyushu, Japan, 29 Sept-3 Oct. 2016.

Puri, A. (2017a) Developing the Curve of Displacement Factor for Determination The Additional Modulus of Sub Grade Reaction on Nailed-slab Pavement System, *International Journal of Technology, Vol. 1*, pp. 1117-1126. ISSN 2086-9614.

Puri, A. (2017b) Differentiation of Displacement Factor for Stiff and Soft Clay in Additional Modulus of Subgrade Reaction of Nailed-slab Pavement System, *Proc. The 2nd International Conference on The Future of ASEAN (icofa)*, Vol. 2, pp. 927-933. Springer. https://link.springer.com/chapter/10.1007/978-981-10-8471-3_92.

Puri, A., Hardiyatmo, C. H., Suhendro, B., dan Rifa'i, A. (2011a) Experimental Study on Deflection of Slab which Reinforced by Short Friction Piles in Soft Clay. In: *Proceedings of the 14th Annual Scientific Meeting (PIT) HATTI*, Yogyakarta, 10-11 February, Indonesia, pp. 317-321

Puri, A., Hardiyatmo, H.C., Suhendro, B., dan Rifa'i, A. (2011b) Contribution of Wall Barrier to Reduce the Deflection of Nailed-slab System in Soft Clay. In: *Proceedings of the 9th Indonesian Geotech. Conf. and 15th Annual Scientific Meeting (KOGELIX & PIT XV) HATTI*, Jakarta, 7-8 December, Indonesia, pp. 299-306

Puri, A., Hardiyatmo, H.C., Suhendro, B., dan Rifa'i, A., 2012a. Determining Additional Modulus of Subgrade Reaction Based on Tolerable Settlement for the Nailed-slab System Resting on Soft Clay. *IJCEE-IJENS*, Volume 12(3), pp. 32-40

Puri, A., Hardiyatmo, H.C., Suhendro, B., dan Rifa'i, A. (2012b) Application of the Additional Modulus of Subgrade Reaction to Predict the Deflection of Nailed-slab System Resting on Soft Clay Due to Repetitive Loadings. In: *Proceedings of Pertemuan Ilmiah Tahunan ke-16 (PIT) HATTI*, Jakarta, 4 December, Indonesia, pp. 217-222

Puri, A., Hardiyatmo, H.C., Suhendro, B., dan Rifa'i, A. (2013a) Pile Spacing and Length Effects Due to the Additional Modulus of Subgrade Reaction of the Nailed-slab System on the Soft Clay. In: *Proceedings of the 13th International Symposium on Quality in Research (QiR)*, Yogyakarta, 25-28 June, Indonesia, pp. 1032-1310

Puri, A., Hardiyatmo, H.C., Suhendro, B., dan Rifa'i, A. (2013b) Deflection Analysis of Nailed-slab System which Reinforced by Vertical Wall Barrier Under Repetitive Loadings. In: *Proceedings of the 6th Civil Engineering Conference in Asian Region (CECAR6)*, Jakarta, 20-22 August, Indonesia, pp. TS6-10-TS6-11

Puri, A., Hardiyatmo, H.C., Suhendro, B., dan Rifa'i, A. (2013c) Application of the Method of Nailed-slab Deflection Analysis on Full Scale Model and Comparison to Loading Tests. In: *Proceedings of Konferensi Nasional Teknik Sipil ke-7 (KoNTekS7)*, Universitas Negeri Sebelas Maret, Surakarta, 24-26 October, Indonesia, pp. G201-G211

Puri, A., Hardiyatmo, H.C., Suhendro, B., dan Rifa'i, A. (2013d) Behavior of Fullscale Nailed-slab System with Variation on Load Positions. In: *Proceedings of the 1st International Conference on*

Development Infrastructure (ICID), UMS, Solo, 1-3 November, Indonesia, pp. 26-36

Puri, A., Hardiyatmo, H.C., Suhendro, B., dan Rifa'i, A. (2015) Pull out Test of Single Pile Row Nailed-slab System on Soft Clay, *Proc. The 14th International Conference on Quality in Research (QiR)*, Universitas Indonesia, Lombok, 10-13 August, pp. 63-68

Somantri, A.K. (2013) Kajian Lendutan Pelat Terpakai pada Tanah Pasir dengan Menggunakan Metode Beam on Elastic Foundation (BoEF) dan Metode Elemen Hingga. *Master's Thesis*, Graduate Program Gadjah Mada University

Taa, P.D.S. (2010) Effects of Installation of Group Pile Due to Slab Uplift of Nailed-slab Resting on Expansive Subgrade. *Master's Thesis*, Graduate Program Gadjah Mada University, Yogyakarta, Indonesia.

Waruwu, A., Hardiyatmo, H.C., dan Rifa'i, A., 2017, Behaviour of Nailed-slab System on Peat Soil Under Loading, In *The 1st Warmadewa International Conference on Architecture and Civil Engineering*, Bali, 23th October 2017, pp. 91-97.



Universitas
Atma Jaya Yogyakarta Universitas Gadjah Mada



UNIVERSITY
OF SOUTHERN
QUEENSLAND



IC GEOTECHNICS

YOGYAKARTA, 24-26 JULY 2018

"Sustainable Development Challenges in Geotechnics"

CERTIFICATE OF APPRECIATION

This certificate is awarded to

Anas Puri

as

Speaker

on

International Conference on Geotechnics

"SUSTAINABLE DEVELOPMENT CHALLENGES IN GEOTECHNICS"

Yogyakarta, July 24th – 25th 2018

Yogyakarta, July 25th 2018

Indonesian Society Geotechnical Engineering

Organizing Committee



Prof. Ir. Masyhur Irsyam, MSE, Ph. D.
President

IC GEOTECHNICS

Dr. Eng. Luky Handoko, S.T., M.Eng.
Chairman